

Uke Box Glory



Book 5

The lyrics & chords listed here are provided for private education and information purposes only. You are advised to confirm your compliance with the appropriate local copyright regulations before using any of the material provided.

The lyrics, chords & tabs sheets represent interpretations of the material and may not be identical to the original versions, which are copyright of their respective owners.

Arrangements by Stuart and Linda Butterworth, Ukulele Festival of Scotland

Selected and annotated by Jane Lane



Set by PK McBride

Produced for Uke Box Glory, 2018

Contents

1. A Message To You Rudy – DANDY LIVINGSTONE	1
2. All Shook Up – ELVIS PRESLEY	2
3. Arms Of Mary – THE SUTHERLAND BROTHERS AND QUIVER	3
4. Be My Baby – THE RONETTES	4
5. Blue Moon – BILLY ECKSTINE	5
6. Breakfast In America - SUPERTRAMP	6
7. Cabaret – LIZA MINNELLI	7
8. Camptown Ladies – CHRISTY MINSTRELS	8
9. Daydream Believer – THE MONKEES	9
10. Don't Stop Believin' - JOURNEY	10
11. Dream Lover – BOBBY DARIN	11
12. Every Breath You Take – THE POLICE	12
13. Ferry Cross The Mersey – GERRY AND THE PACEMAKERS	13
14. Five Foot Two Eyes Of Blue – THE CALIFORNIA RAMBLERS	14
15. Fly Me To The Moon – KAYE BALLARD	15
16. Green Door – JIM LOWE	16
17. Heartbeat – BUDDY HOLLY	17
18. Island In The Sun – HARRY BELAFONTE	18
19. It Doesn't Matter Anymore – BUDDY HOLLY	19
20. I Can See Clearly Now – JOHNNY NASH	20
21. I Do Like To Be Beside The Seaside/Singing In The Rain Medley	21
22. I Only Want To Be With You – DUSTY SPRINGFIELD	22
23. I Saw Her Standing There – THE BEATLES	23
24. I Walk The Line – JOHNNY CASH	24
25. I Wanna Hold Your Hand – THE BEATLES	25
26. Jambalaya (On The Bayou) – HANK WILLIAMS	26
27. Johnny B Goode – CHUCK BERRY	27
28. Just Can't Get Enough – DEPECHE MODE	28
29. Leaning On A Lamp-Post – GEORGE FORMBY	29

30. Living Doll – CLIFF RICHARD AND THE DRIFTERS (THE SHADOWS)	30
31 Locomotion – LITTLE EVA	31
32. My Favourite Things – JACK JONES	32
33. My Girl – THE TEMPTATIONS	33
34. Octopus’s Garden – THE BEATLES/RICHARD STARKEY	34
35. Paint It Black – THE ROLLING STONES	35
36. Pretty Flamingo – MANFRED MANN	36
37. Que Sera Sera – DORIS DAY	37
38. Raindrops Keep Falling On My Head – B. J. THOMAS	38
39. Runaway – DEL SHANNON	39
40. Singing The Blues – MARTY ROBBINS	40
41. Stand By Your Man – TAMMY WYNETTE	41
42. Sunday Girl - BLONDIE	42
43. Suspicious Minds – MARK JAMES/ELVIS PRESLEY	43
44. Sway – DEAN MARTIN	44
45. The Glory Of Love – BENNY GOODMAN	45
46. World Without Love – PETER AND GORDON	46
47. Yes Sir I Can Boogie - BACCARA	47
48. Yes Sir That’s My Baby – ACE BRIGODE/EDDIE CANTOR	48
49. You’re Sixteen – JOHNNY BURNETTE	49
50. You Are My Sunshine – JIMMIE DAVIS AND CHARLES MITCHELL	50
Finding notes on the ukulele	51

1. A Message To You Rudy – DANDY LIVINGSTONE

Start note : A

Strumming pattern : Reggae 1 2 3 4

TWO BEAT FEELINTRO: [A] // [F#m] // [D] // [E7] // [A] // [F#m] // [D] // [E7] //

[A] Stop your runnin' a[F#m]bout / [D]
[E7] // It's [A] time you straighten right [F#m] out / [D] [E7]
[A] Stop your runnin' a[F#m]round /
[D] / Making [E7] problems in [A] town / [F#m] // ah [D] ha / [E7] ah

Ru[A]dy / [F#m] // a [D] message to [E7] you
Ru[A]dy / [F#m] // a [D] message to [E7] you /

[A] // [F#m] // [D] // [E7] // [A] // [F#m] // [D] //

[E7] // You're [A] growing older each [F#m] day / [D]
[E7] // You [A] want to think of your [F#m] future / [D]
[E7] // Or [A] you might wind up in [F#m] jail /
[D] / And [E7] you will [A] suffer / [F#m] // ah [D] ha / [E7] ah

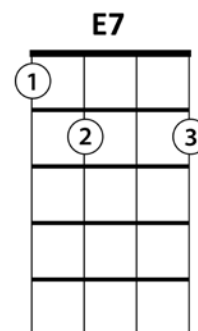
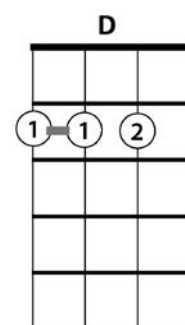
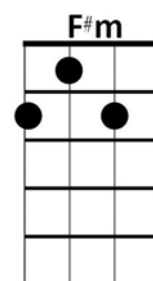
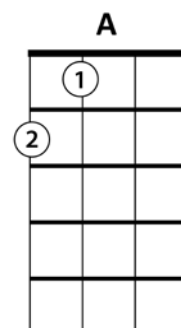
Ru[A]dy / [F#m] // a [D] message to [E7] you
Ru[A]dy / [F#m] // a [D] message to [E7] you /

[A] // [F#m] // [D] // [E7] // [A] // [F#m] // [D] // [E7] //

[A] Stop your runnin' a[F#m]bout / [D]
[E7] // It's [A] time you straighten right [F#m] out / [D]
[E7] [A] Stop your runnin' a[F#m]round /
[D] / Making [E7] problems in [A] town / [F#m] // ah [D] ha / [E7] ah

Ru[A]dy / [F#m] // a [D] message to [E7] you
Ru[A]dy / [F#m] // a [D] message to [E7] you /

[A] // [F#m] // [D] // [E7] //
[A] // [F#m] // [D] // [E7] // [A] // [A] // [A]



2. All Shook Up – ELVIS PRESLEY

Start note : C

Strumming pattern : D u D u D u D u

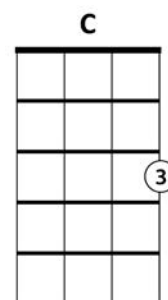
INTRO: [C] / / / [REPEATED]

A well I [C] bless my soul what's wrong with me?

I'm itching like a man on a fuzzy tree

My friends say I'm actin' wild as a bug I'm in [C] love [X] [X] [X] I'm all shook up

Mm-mm [F] mm / / oh [G7] oh / / yeah [C] yeah! / / / [C]



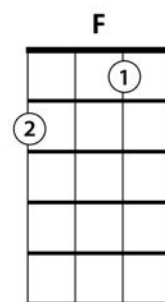
My [C] hands are shaky and my knees are weak

I can't seem to stand on my own two feet

Who do you thank when you have such luck?

I'm in [C] love [X] [X] [X] I'm all shook up

Mm-mm [F] mm / / oh [G7] oh / / yeah [C] yeah! [C7]

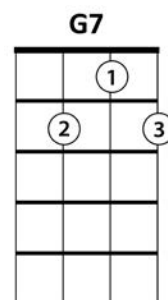


[F] Please don't ask me what's on my mind

I'm a [C] little mixed up but I'm [C7] feelin' fine

When [F] I'm near that girl that I love best

My [G7] heart beats so it scares me to death!



She [C] touched my hand what a chill I got

Her lips are like a volcano that's hot

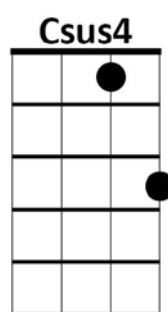
I'm proud to say she's my buttercup

I'm in [C] love [X] [X] [X] I'm all shook up

Mm-mm [F] mm / / oh [G7] oh / / yeah [C] yeah! / / /

[C] / / / Mm-mm [F] mm / / oh [G7] oh / / yeah [C] yeah! / / /

[C] / / / Mm-mm [F] mm / / oh [G7] oh / / yeah [C] yeah! / / / [C] [Csus] [C]



3. Arms Of Mary – THE SUTHERLAND BROTHERS AND QUIVER

INTRO: 4 STRUMS/BEATS PER CHORD

Start note : C

Strumming pattern : D D U U D U

[C] [G] [C] [F] [C] [G] [C] [G]

[C] / The light shines [G] down the valley

[C] / The wind blows [F] up the alley

[C] Oh and I wish I was [G] lying in the arms of [C] Mary // [G]

[C] / She took the [G] pains of boyhood

[C] / And turned them [F] into feel good

[C] Oh how I wish I was [G] lying in the arms of [C] Mary

Mary was the [Em] girl who taught me all I [Am] had to know

She put me [F] right on the first mis[G]takes

Summer wasn't [Em] gone when I'd learned all she [Am] had to show

She really [F] gave all a boy could [G] ta - ake // [G7] yeah

[C] / So now when [G] I get lonely

[C] / Still looking for the [F] one and only

[C] That's when I wish I was [G] lying in the arms of [C] Mary //

[G7] [C] [G] [C] [F] [C] [G]

[C] // Mary was the [Em] girl who taught me all I [Am] had to know

She put me [F] right on the first mis[G]takes

Summer wasn't [Em] gone when I'd learned all she [Am] had to show

She really [F] gave all a boy could [G] ta - ake // [A7]

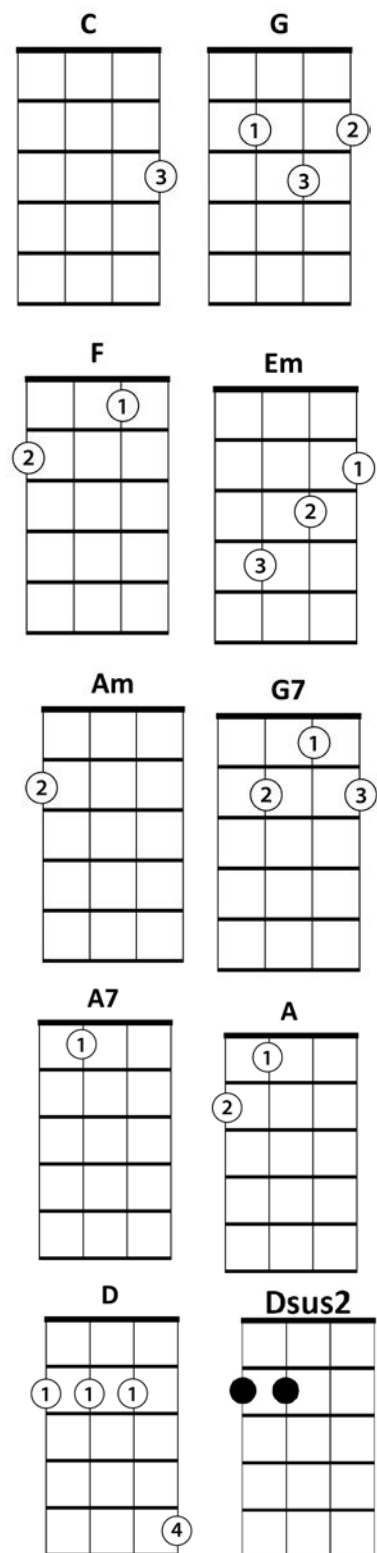
[D] / The light shines [A] down the valley

[D] / The wind blows [G] up the alley

[D] Oh how I wish I was [A] lying in the arms of [D] Mary //

[A] / In the arms of [D] Mary //

[A] In the arms of [D] Mary // [D] [Dsus2] [D]



4. Be My Baby – THE RONETTES

Start note : G

Strumming pattern : D u D u D u D u
or D DU UDU

FOUR BEAT FEEL

INTRO: [G] [Em7] [Am] [D7] REPEATED

[G] / The night we [Em7] met I knew I [Am] / needed you [D7] so
[G] / And if I [Em7] had the chance I'd [Am] / never let you [D7] go
[Bm7] / So won't you say you love me [E7] / I'll make you so proud of me
[A7] / We'll make them turn their heads [D] every place we [D7] go

So won't you [G] please (Be my be my)
Be my little [Em7] baby (My one and only)
Say you'll be my [C] darlin' (Be my be my)
Be my baby [D] now – ow-ow [D7] Woah woah woah woah

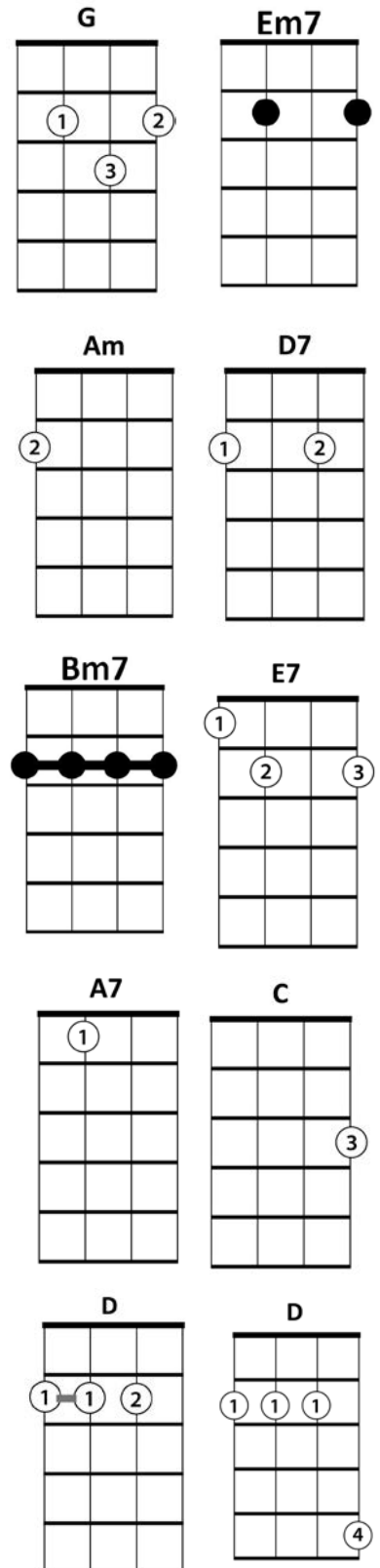
[G] / I'll make you [Em7] happy baby
[Am] / just wait and [D7] see
[G] / For every [Em7] kiss you give me
[Am] / I'll give you [D7] three
[Bm7] / Oh since the day I saw you
[E7] / I have been waiting for you
[A7] / You know I will adore you [D] till eterni[D7]ty

So won't you [G] please (Be my be my)
Be my little [Em7] baby (My one and only)
Say you'll be my [C] darlin' (Be my be my)
Be my baby [D] now – ow-ow

[D7] / So won't you [G] please (Be my be my)
Be my little [Em7] baby (My one and only)
Say you'll be my [C] darlin' (Be my be my)
Be my baby [D] now – ow-ow

GETTING SLOWER:

[D7] Woah woah woah woah [TG] Woah!



5. Blue Moon – BILLY ECKSTINE

Start note : D

Strumming pattern : D D

MAINLY TWO STRUMS

YELLOW HIGHLIGHT = 4 STRUMS

INTRO: [G] // [Em7] // [C] // [D7] // [G] // [Em7] // [C] //

[D7] / Blue [G] moon / [Em7] //

[C] / You left me [D7] standing a[G]lone [Em7]

[C] / Without a [D7] song in my [G] heart [Em7]

[C] / Without a [D7] love of my [G] own [Em7] [C]

[D7] / Blue [G] moon / [Em7] //

[C] / You knew just [D7] what I was [G] there for [Em7] [C] /

You heard me [D7] saying a [G] prayer for [Em7]

[C] / Someone I [D7] really could [G] care for [C] // [G] //

[G7] / And then there [C] suddenly

Ap[D7]peared be[G]fore me /

The only [C] one my [D7] arms would ever [G] hold //

I heard [Cm7] somebody [F] whisper

Please a[Bbmaj7]dore me /

And when I [D7] looked the [A7] moon had turned to [D7] gold

[X] [X] Blue [G] moon / [Em7] //

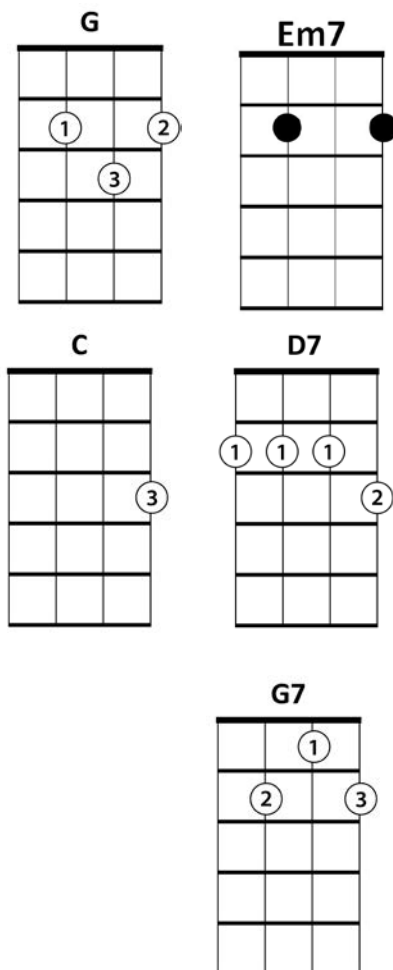
[C] / Now I'm no [D7] longer a[G]lone [Em7]

[C] / Without a [D7] song in my [G] heart [Em7]

[C] / Without a [D7] love of my [G] own [Em7]

[C] / Without a [D7] love of my [G] own [Em7]

[C] Without a [D7] love of my [G] own / [C] // [G] [C] [G]



6. Breakfast In America - SUPERTRAMP

Start note : E

Strumming pattern : D DUDUDU

FOUR BEAT FEEL

INTRO: [Am] REPEATED

[Am] / Take a look at my [G] girlfriend / / [F] she's the only one I got [F]
 [Am] / Not much of a [G] girlfriend / / I [F] never seem to get a lot [F]
 [E7] / Take a jumbo / 'cross the water [Am] like to see America [Am]
 [E7] / See the girls in / California I'm [Dm] hoping it's going to come [G] true / /
 But there's [Dm] not a lot I can [G] do / / /

[Am] Could we have kippers for [G] breakfast? / /
 [F] Mummy dear Mummy dear [F]
 [Am] / They got to have 'em in [G] Texas / /

'Cause [F] everyone's a millionaire [F]
 [E7] / I'm a winner / I'm a sinner [Am] do you want my autograph? [Am]
 [E7] / I'm a loser / what a joker I'm [Dm] playing my jokes upon [G] you / /
 While there's [Dm] nothing better to [G] do / / Hey!

[E7] Ba ba da dum / / Ba ba da da do [Am] Da do da do / [Am]
 [E7] Ba ba da dum / / Ba ba da da do [Am] Da do da do /
 [Am] / / La la [F] La / / / [F] / / La la [Dm] La / / la [G] La / / /

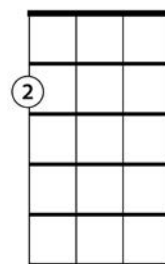
[Am] / Don't you look at my [G] girlfriend (girlfriend)
 'Cause [F] she's the only one I got [F]
 [Am] / Not much of a [G] girlfriend (girlfriend)
 I [F] never seem to get a lot [F] What's she got? – not a lot!
 [E7] / Take a jumbo / 'cross the water [Am] like to see America [Am]
 [E7] / See the girls in / California I'm [Dm] hoping it's going to come [G] true / /
 But there's [Dm] not a lot I can [G] do / / /

[G] / / / Hey! [E7] Ba ba da dum / / Ba ba da da do [Am] Da do da do / [Am]
 [E7] Ba ba da dum / / Ba ba da da do [Am] Da do da do / [Am]
 [E7] Ba ba da dum / / Ba ba da da do [Am] Da do da do / [Am]
 [E7] Ba ba da dum / / Ba ba da da do [Am] Da do da do /

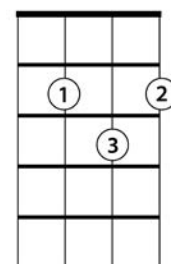
SLOWER:

[Am] / / La la [F] La / / / [F] / / La la [Dm] La / / la [TG] La!

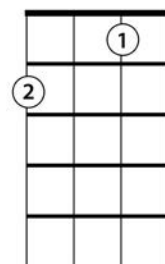
Am



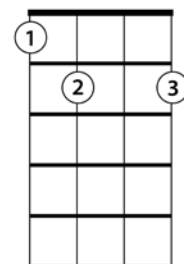
G



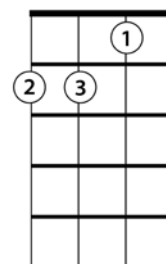
F



E7



Dm



7. Cabaret – LIZA MINNELLI

Start note : D

Strumming pattern : D D D D

INTRO: [G] / / / / [Bm7] / / / / REPEATED [G]

What good is [Bm7] sitting

A[G]lone in your [Bm7] room / / /

[G] Come hear the [Bm7] music [G7] play / / / [G7]

[C] Life is a [C#dim] Caba[Bm7]ret old [E7] chum / / /

[Am7] Come to the [D7] Caba[G]ret / / / [D7]

[G] Put down the [Bm7] knitting

The [G] book and the [Bm7] broom / / /

[G] Time for a [Bm7] holi[G7]day / / / [G7]

[C] Life is a [C#dim] Caba[Bm7]ret old [E7] chum / / /

[Am7] Come to the [D7] Caba[G]ret / / /

[G7] Come taste the [Cm7] wine / / /

[Cm7] Come hear the [G] band / / /

[G] Come blow your [Em7] horn start celebrating

[D7] Right this way your table's waiting

[G] No use per[Bm7]mitting

Some [G] prophet of [Bm7] doom / / /

To [G] wipe every [Bm7] smile a[G7]way / / / [G7]

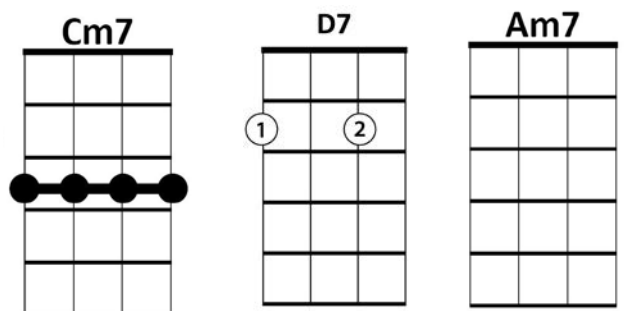
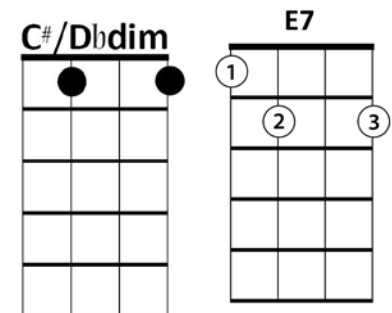
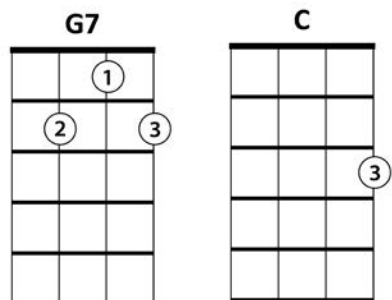
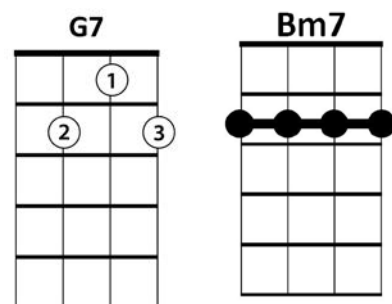
[C] Life is a [C#dim] Caba[Bm7]ret old [E7] chum / / /

[C] Only a [C#dim] Caba[Bm7]ret old [E7] chum / /

So [Am7] come to / / [Am7] / / /

The [D7] Ca / / / [D7] ba – a / / [G]ret / / /

[Cm7] / / / / [G] / / / / [G] [C] [G]



8. Camptown Ladies – CHRISTY MINSTRELS

Start note : D

Strumming pattern : D Du D Du D Du D

FOUR BEAT FEEL INTRO: **[G]** REPEATED

The **[G]** Camptown ladies sing this song **[D7]** Doo-da / / Doo-da / /
The **[G]** Camptown racetrack's five miles long **[D7]** Oh de doo-da **[G]** day

[G] Goin' to run all **[G7]** night **[C]** goin' to run all **[G]** day
I bet my money on a bob-tailed nag **[D7]** somebody bet on the **[G]** grey

I **[G]** went down there with my hat caved in **[D7]** Doo-da / / doo-da / /
I **[G]** came back home with a pocket full of tin **[D7]** Oh de doo-da **[G]** day

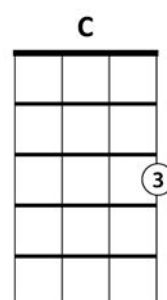
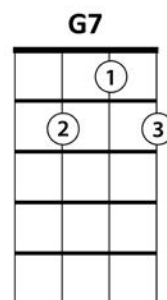
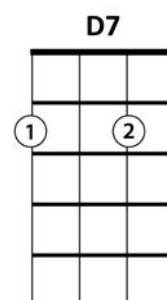
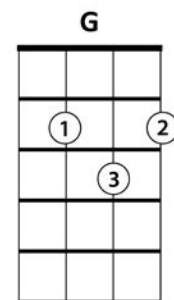
[G] Goin' to run all **[G7]** night **[C]** goin' to run all **[G]** day
I bet my money on a bob-tailed nag **[D7]** somebody bet on the **[G]** grey

The **[G]** Camptown ladies sing this song **[D7]** Doo-da / / Doo-da / /
The **[G]** Camptown racetrack's five miles long **[D7]** Oh de doo-da **[G]** day

[G] [G7] [C] [G]

I **[G]** bet my money on a bob-tailed nag **[D7]** somebody bet on the **[G]** grey

[G] Goin' to run all **[G7]** night **[C]** goin' to run all **[G]** day
I bet my money on a bob-tailed nag **[D7]** somebody bet on the **[G]** grey
[D7] Somebody bet on the **[G]** grey / / / **[D7]** somebody bet on the **[G]** grey **[C] [G]**



9. Daydream Believer – THE MONKEES

Start note : E

Strumming pattern : D DUDUDU

FOUR BEAT FEEL

YELLOW HIGHLIGHT = 2 STRUMS/BEATS

INTRO: [C] [Am] [F] [G7] [C] [Am] [F]

[G7] / Oh I could [C] hide 'neath the [Dm] wings
Of the [Em7] bluebird as she [F] sings / / /
The [C] six-o'clock a[Am]larm would never [D7] ring / / /
[G7] / / But it [C] rings and I [Dm] rise
Wash the [Em7] sleep out of my [F] eyes / / /
My [C] shaving [Am] razor's [F] cold [G7] and it [C] stings / / / [C7]

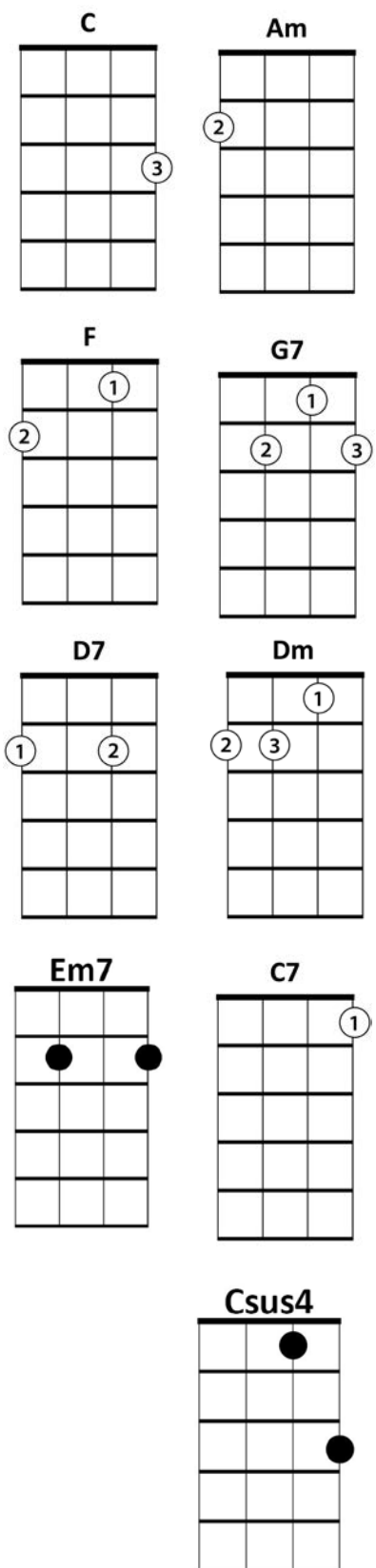
[F] Cheer up [G7] sleepy [Em7] Jean
[F] Oh what [G7] can it [Am] mean
[F] To a [C] / daydream be[F]liever
And a [C] / home-coming [D7] queen? [G7]

[F] Cheer up [G7] sleepy [Em7] Jean
[F] Oh what [G7] can it [Am] mean
[F] To a [C] / daydream be[F]liever
And a [C] / home-coming [D7] queen? [G7]

[C] You once thought of [Dm] me
As a [Em7] white knight on a [F] steed / / /
[C] Now you know how [Am] happy life can [D7] be / / /
[G7] / / And our [C] good times start and [Dm] end
Without [Em7] dollar one to [F] spend / / /
But [C] how much [Am] baby [F] do we [G7] really [C] need? / / / [C7]

[F] Cheer up [G7] sleepy [Em7] Jean
[F] Oh what [G7] can it [Am] mean
[F] To a [C] / daydream be[F]liever
And a [C] / home-coming [D7] queen? [G7]

[F] Cheer up [G7] sleepy [Em7] Jean
[F] Oh what [G7] can it [Am] mean
[F] To a [C] / daydream be[F]liever
And a [C] / home-coming [D7] queen? [G7] [C] / / / / [C] [Csus] [C]



10. Don't Stop Believin' - JOURNEY

Start note : F#

Strumming pattern : D D D D

FOUR BEAT FEEL

INTRO: [D] [A] [Bm7] [G] REPEATED

[D] / / / Just a [A] small town girl [Bm7] / / living in a [G] lonely world
 [D] / / / She took the [A] midnight train going [F#m] anywhere [G]
 [D] / / / Just a [A] city boy [Bm7] / / born and raised in [G] south Detroit
 [D] / / / He took the [A] midnight train going [F#m] anywhere [G]

[D] / / A singer in a [A] smoky room
 [Bm7] / / A smell of wine and [G] cheap perfume
 [D] / For a smile they can [A] share the night
 It goes [F#m] on and on and [G] on and o-on

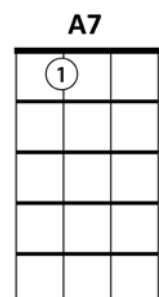
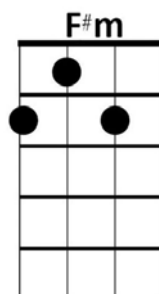
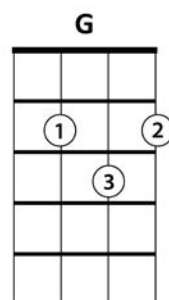
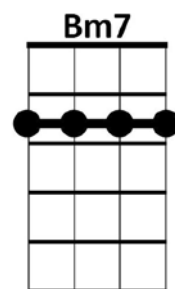
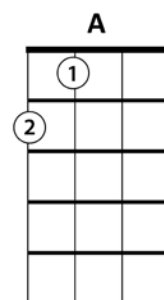
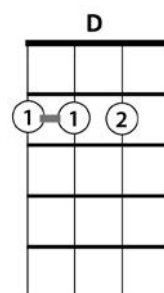
[G] Strangers / waiting / [D] / / up and down the boulevard
 Their [G] shadow / searching in the [D] nigh-igh-ight [D]
 [G] Streetlight / people / [D] / / living just to find emotion
 [G] Hiding / somewhere in the [A] night / / / [G] / / [A7] / /

[D] / Working hard to [A] get my fill [Bm7] / / everybody [G] wants a thrill
 [D] / Paying anything to [A] roll the dice just [F#m] one more time [G]
 [D] / Some will win / [A] / some will lose /
 [Bm7] / / Some were born to [G] sing the blues
 [D] / Oh the movie [A] never ends it goes [F#m] on and on and [G] on and o-on

[G] Strangers / waiting / [D] / / up and down the boulevard
 Their [G] shadow / searching in the [D] nigh-igh-ight [D]
 [G] Streetlight / people / [D] / / living just to find emotion
 [G] Hiding / somewhere in the [A] night / / / [G] / / [A7] / /

[D] Don't stop / be[A]lieving / [Bm7] / / hold on to the [G] fee-ee-ee-ee-ling
 [D] Streetlight / [A] people Whoah-oh [F#m] Oh / / / [G]
 [D] Don't stop / be[A]lieving / [Bm7] / / hold on to the [G] fee-ee-ee-ee-ling
 [D] Streetlight / [A] people Whoah-oh [F#m] Oh / / / [G] / / / /

[D] Don't stop / be[A]lieving / [Bm7] / / hold on to the [G] fee-ee-ee-ee-ling
 [D] Streetlight / [A] people Whoah-oh [F#m] Oh / / / [G]
 [D] Don't stop / be[A]lieving / [Bm7] / / hold on to the [G] fee-ee-ee-ee-ling
 [D] Streetlight / [A] people Whoah-oh [F#m] Oh / / / [G] / / / / [D] Don't [D] Stop!



11. Dream Lover – BOBBY DARIN

Start note : C

Strumming pattern : D DUD DUD DUDU

YELLOW HIGHLIGHT = 2 STRUMS/BEATS

INTRO: 4 STRUMS PER CHORD

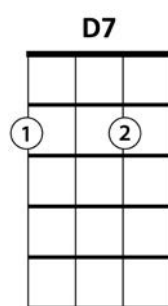
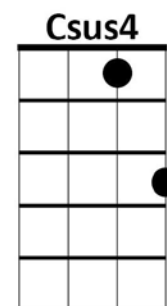
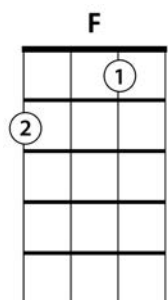
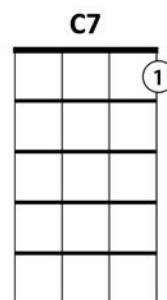
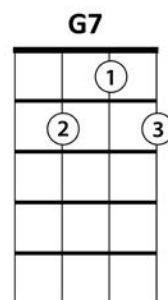
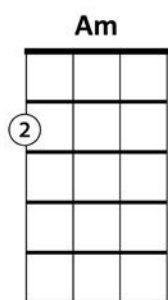
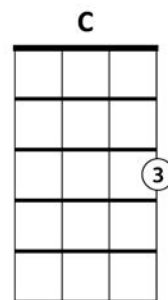
[C] [C] [Am] [Am] REPEATED

[C] / Every night I hope and pray [Am] / a dream lover will come my way [C] / A girl to hold in my arms [Am] / and know the magic of her charms
Because I [C] want // a [G7] girl // to [C] ca – all / my [F] o – o – own
I want a [C] / dream [Am] lover so [F] I don't have to [G7] dream a [C] lone // // [G7]

[C] / Dream lover where are you [Am] / with a love oh so true
[C] / And a hand that I can hold [Am] / to feel you near when I grow old
Because I [C] want // a [G7] girl // to [C] ca – all / my [F] o – o – own
I want a [C] / dream [Am] lover so [F] I don't have to [G7] dream a [C] lone // // [C7]

[F] / Someday I don't know how [C] / I hope you'll hear my plea
[D7] / Some way I don't know how [G7] she'll bring her [G7] love to me

[C] / Dream lover until then [Am] / I'll go to sleep and dream again
[C] / That's the only thing to do [Am] / until my lover's dreams come true
Because I [C] want // a [G7] girl // to [C] ca – all / my [F] o – o – own
I want a [C] / dream [Am] lover so [F] I don't have to [G7] dream a -
[C] / Dream [Am] lover so [F] I don't have to [G7] dream a -
[C] / Dream [Am] lover so [F] I don't have to [G7] dream a [C] lone / [F] // [C] [Csus] [C]



12. Every Breath You Take – THE POLICE

Start note : B

Strumming pattern : D D D D

FOUR BEAT FEEL

INTRO: [G] [G] [Em] [Em] [C] [D] [G]

[G] / Every breath you take and every move you [Em] make
Every bond you [C] break every step you [D] take I'll be watching [Em] you / / /
[Em] / Every single [G] day and every word you [Em] say
Every game you [C] play every night you [D] stay
I'll be watching [G] you / / /

[G7] / Oh can't you [C] see you belong to [G] me
How my poor heart [A7] aches with every step you [D] take / / /
[D] Every move you [G] make every vow you [Em] break
Every smile you [C] fake every claim you [D] stake
I'll be watching [Em] you / / / [Em]

[Eb] / Since you've gone I've been lost without a [F] trace
I dream at night I can only see your [Eb] face
I look around but it's you I can't re[F]place
I feel so cold and I long for your em[Eb]brace
I keep crying baby baby [G] please / / /

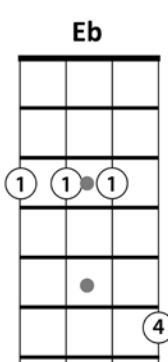
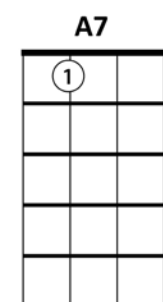
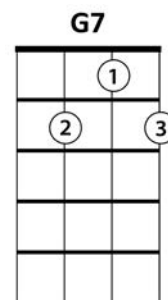
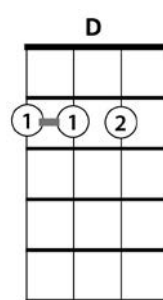
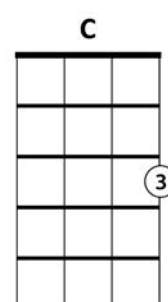
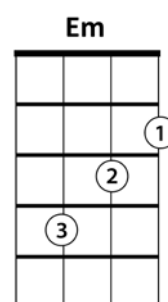
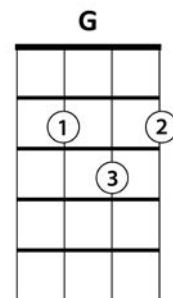
[G] [Em] [Em] [C] [D] [Em] [Em] [G] [G] [Em] [Em] [C] [D] [G]

[G7] / Oh can't you [C] see you belong to [G] me
How my poor heart [A7] aches with every step you [D] take / / /
[D] Every move you [G] make every vow you [Em] break
Every smile you [C] fake every claim you [D] stake
I'll be watching [Em] you / / /

[Em] / Every move you [C] make every step you [D] take
I'll be watching [Em] you / / /

SLOWER:

[Em] / Every move you [C] make every step you [D] take
I'll be watching [TG] you



13. Ferry Cross The Mersey – GERRY AND THE PACEMAKERS

MAINLY TWO STRUMS

Start note : B

Strumming pattern : D D

YELLOW HIGHLIGHT = 4 STRUMS

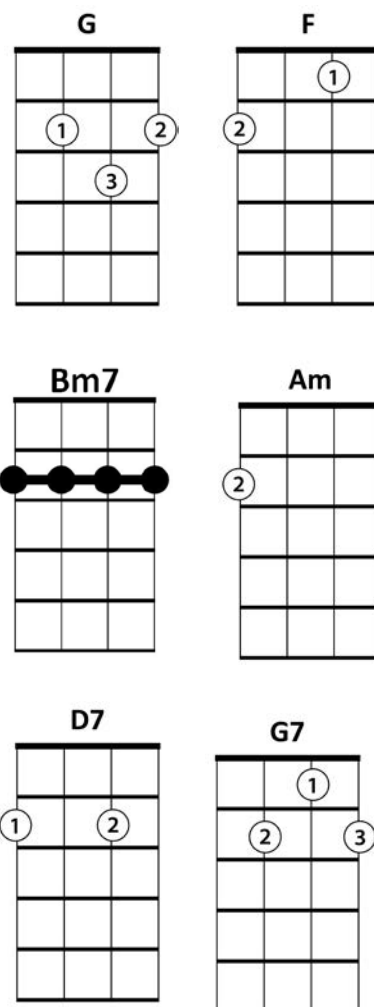
INTRO: [G] / [F] / [G] / [F] / REPEATED

[G] Life / [F] / [G] / goes on [F] day after [G] day / [F] / [G] / [F] /
 [G] Hearts / [F] / [G] / torn in [F] every [G] way / [F] / [G] /
 [F] / So [G] ferry 'cross the [Bm7] Mersey
 Cause this [Am] land's the place I [D7] love [X] [X]
 And here I'll [G] stay / [F] / [G] / [F] /

[G] People [F] / [G] / they rush [F] every[G]where / [F] / [G] / [F] /
 [G] Each [F] / [G] / with their [F] own secret [G] care / [F] / [G] /
 [F] / So [G] ferry 'cross the [Bm7] Mersey
 And [Am] always take me [D7] there /
 The place I [G] love / / / [G7] / / /

[Am] People a[D7]round every [G] corner [G7] /
 [Am] They seem to [D7] smile and [G] say / [G7] /
 [Am] We don't [D7] care what your [Bm7] name is [Em7] boy /
 [A7] We'll never turn you a [D7]way / / /

[G] So / [F] / [G] / I'll con[F]tinue to [G] say / [F] / [G] / [F] /
 [G] Here [F] / [G] / I [F] always will [G] stay / [F] / [G] /
 [F] / So [G] ferry 'cross the [Bm7] Mersey
 Cause this [Am] land's the place I [D7] love [X] [X]
 And here I'll [G] stay / [F] /
 [G] / And [F] here I'll [G] stay / [F] / [G] /
 [F] Here I'll [G] stay / [F] / [G] / [F] / [G] / [F] / [G]



14. Five Foot Two Eyes Of Blue – THE CALIFORNIA RAMBLERS

Start note : E

Strumming pattern : D DUD D DUD

INTRO: TURNAROUND [4 BEATS ON EACH CHORD]

[C] Five foot two [E7] eyes of blue but [A7] oh! what those five foot could do
Has [D7] anybody [G7] seen my [C] girl? [G7]

[C] Turned up nose [E7] turned down nose [A7] never had no other beaus
Has [D7] anybody [G7] seen my [C] girl?

Now if you [E7] run into a five foot two [A7] covered in fur [A7]
[D7] Diamond rings / and all those things [G7] betcha' life it isn't her

But [C] Could she love [E7] could she woo? [A7] could she could she could she coo?
Has [D7] anybody [G7] seen my [C] girl? [G7]

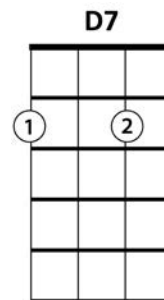
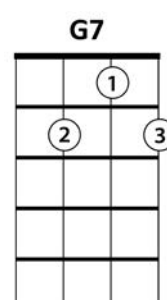
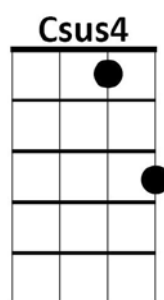
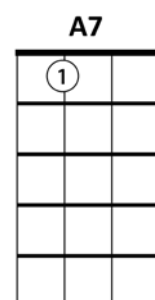
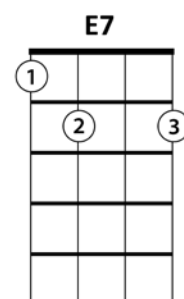
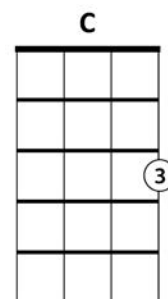
[C] [E7] [A7] [A7] [D7] [G7] [C] [G7]
[C] [E7] [A7] [A7] [D7] [G7] [C]

[C] / Now if you [E7] run into a five foot two [A7] covered in fur [A7]
[D7] Diamond rings / and all those things [G7] betcha' life it isn't her

But [C] Could she love [E7] could she woo? [A7] could she could she could she coo?
Has [D7] anybody [G7] seen my [C] girl?

[A7] / / / Has [D7] anybody [G7] seen my [C] girl?

[A7] / / / Has [D7] anybody [G7] seen my [C] girl / / / [C] [Csus] [C]



15. Fly Me To The Moon – KAYE BALLARD

FOUR BEAT FEEL

Start note : G

Strumming pattern : D D D D

YELLOW HIGHLIGHT = 2 STRUMS/BEATS

INTRO: [Em7] / / / / [B7] / / / / REPEATED

[Em7] / Fly me to the [Am7] moon /

And let me [D7] / sing among the [G] stars / [G7] / /

[Cmaj7] / Let me see what [D7] spring is like

On [B7] / Jupiter and [Em7] Mars /

[E7] / In [Am7] other words / [D7] / hold my [Gmaj7] hand / / / [E7] / / /

In [Am7] other words / [D7] / darling [Gmaj7] kiss / me / [B7] / / /

[Em7] / Fill my heart with [Am7] song /

And let me [D7] / sing for ever [G] more / [G7] /

[Cmaj7] / You are all I [D7] long for

All I [B7] / worship and a [Em7] dore /

[E7] / In [Am7] other words / [D7] / please be [Gmaj7] true / / / [E7] / / /

In [Am7] other words / [D7] [X] I love [G] you / / / [B7] / / /

[Em7] / Fly me to the [Am7] moon /

And let me [D7] / sing among the [G] stars / [G7] / /

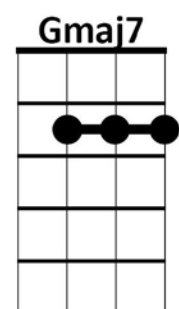
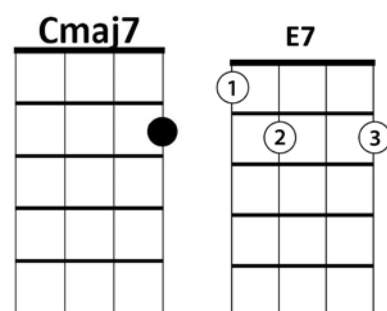
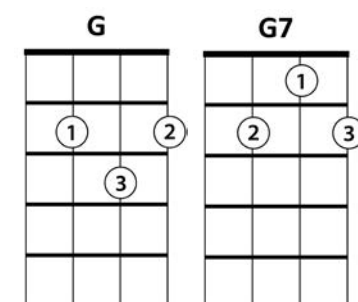
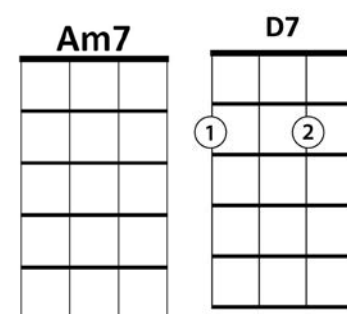
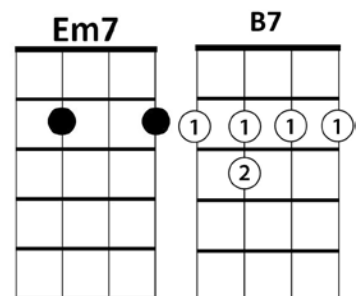
[Cmaj7] / Let me see what [D7] spring is like

On [B7] / Jupiter and [Em7] Mars /

[E7] / In [Am7] other words / [D7] / / please be [Gmaj7] true / / / [E7] / / /

SLOWER:

In [Am7] other words / [D7] [X] I love [G] you / / / [TG]



16. Green Door – JIM LOWE

4 BEAT

Start note : E

Strumming pattern : D DUDUDU

INTRO [A] REPEATED

[A] Midnight [D] one more night without [A] sleepin' [A7]
 [D] Watchin' till the mornin' comes [A] creepin' [A]
 [E7] Green door [D] what's that secret you're [A] keepin'?

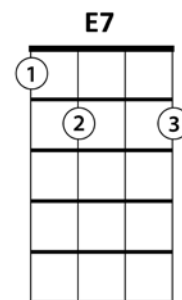
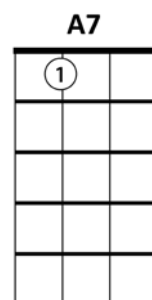
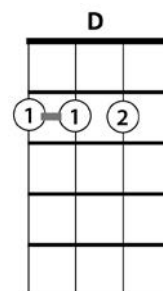
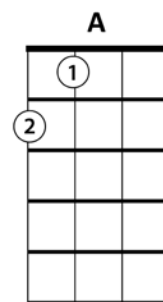
[A] / / / There's an old piano
 And they [D] play it hot behind the [A] green door
 [A7] / / / Don't know [D] what they're doin'
 But they laugh a lot behind the [A] green door
 [A] / / / Wish they'd [E7] let me in
 So I could [D] find out what's behind the [A] green door [A]

[A] Knocked once [D] tried to tell them I'd [A] been there [A7]
 [D] Door slammed hospitality's [A] thin there [A]
 [E7] Wonder [D] just what's goin' on [A] in there

[A] / / / Saw an eyeball peepin'
 Through a [D] smoky cloud behind the [A] green door
 [A7] / / / When I [D] said "Joe sent me"
 Someone laughed out loud behind the [A] green door
 [A] / / / All I [E7] want to do is join the [D] happy crowd behind the [A] green door [A]

[A] Midnight [D] one more night without [A] sleepin' [A7]
 [D] Watchin' till the mornin' comes [A] creepin' [A]
 [E7] Green door [D] what's that secret you're [A] keepin'?

[A] / / / There's an old piano
 And they [D] play it hot behind the [A] green door
 [A7] / / / Don't know [D] what they're doin'
 But they laugh a lot behind the [A] green door
 [A] / / / Wish they'd [E7] let me in
 So I could [D] find out what's behind the [A] green door
 [A] / / / Wish they'd [E7] let me in
 So I could [D] find out what's behind the [A] green door
 [A] / / / Wish they'd [E7] let me in
 So I could [D] Find out what's behind the [A] green [A] door [X] [X] Green door!



17. Heartbeat – BUDDY HOLLY

Start note : C

Strumming pattern : D DUD DUD

INTRO: [C] / / / [REPEATED]

[C] Heartbeat / why do you [F] miss
When my [G7] baby kisses [C] me? / / / [C]

[C] Heartbeat / why does a [F] love kiss
Stay [G7] in my memo[C]ry? / / / [C]

[G7] Riddle-dee-pat
I [F] know that new love [C] thrills me [C]
[G7] / I know that [F] tru / u - ue love [C] will be [G7]

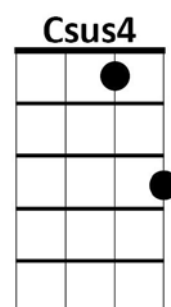
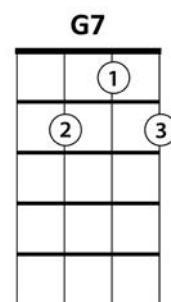
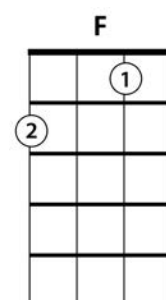
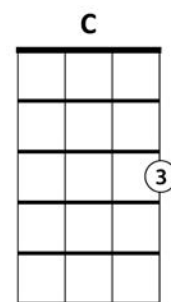
[C] Heartbeat / why do you [F] miss
When my [G7] baby kisses [C] me? / / / [C]

[C] Heartbeat / why do you [F] skip
When my [G7] baby's lips meet [C] mine? / / / [C]

[C] Heartbeat / why do you [F] flip
Then give [G7] me a skip-beat [C] sign? / / / [C]

[G7] Riddle-dee-pat
And [F] sing to me love's [C] story [C]
[G7] / I know that [F] tru / u – ue love [C] will be [G7]

[C] Heartbeat / why do you [F] miss
When my [G7] baby kisses [C] me / / /
[G7] Baby kisses [C] me / / /
[G7] Baby kisses [C] me / / / [C] [Csus] [C]



18. Island In The Sun – HARRY BELAFONTE

YELLOW HIGHLIGHT = 2 STRUMS/BEATS

Start note : G

Strumming pattern : D DUD DUD

INTRO: [C] / / / [REPEATED]

[C] / This is my island [F] in the sun
Where my [G7] people have toiled since [C] time begun
[Am] / I may sail on [Dm] many a sea
Her [C] shores will always be [G7] home to [C] me /

CHORUS:

[C] / Oh island [Dm] in the sun
[G7] Willied to me by my [C] father's hand
[Am] All my days I will [F] sing and praise
Of your [G7] forest – waters – your [C] shining sands

[C] / As morning breaks the [F] heaven on high
[G7] / I lift my heavy load [C] to the sky
[Am] / Sun comes down with a [Dm] burning glow
[C] Mingles my sweat with the [G7] earth be[C]low /

[CHORUS]

[C] / I see woman on [F] bended knee
[G7] / Cutting cane for her [C] family
[Am] / I see man at the [Dm] water side
[C] Casting nets at the [G7] surging [C] tide /

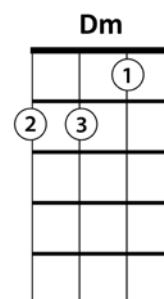
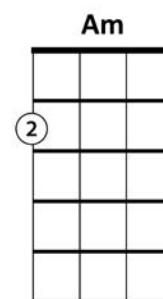
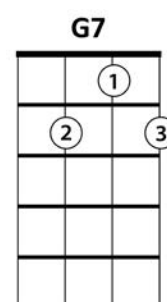
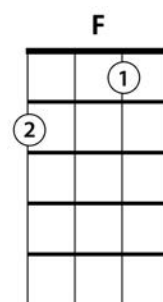
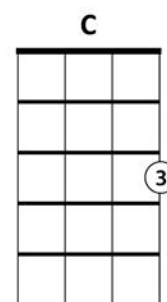
[CHORUS]

[C] / I hope the day will [F] never come
That I [G7] can't awake to the [C] sound of a drum
[Am] / Never let me miss [Dm] carnival
With cal[C]ypso songs philo[G7]sophi [C]cal /

[CHORUS]

LAST TIME: [GETTING SLOWER]

Of your [G7] forest – waters – your [C] shining sands
Of your [G7] forest – waters – your [C] shining [TC] sands



19. It Doesn't Matter Anymore – BUDDY HOLLY

FOUR BEAT FEEL

Start note : B

Strumming pattern : D DUD DUD

INTRO: [G] REPEATED

[G] / There you go and baby / here am I
Well you [D7] / left me here so I could / sit and cry
Well [G] / golly gee what have you / done to me
Well I [D7] guess it doesn't matter any [G] more / / / [G]

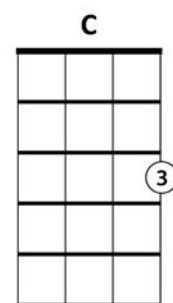
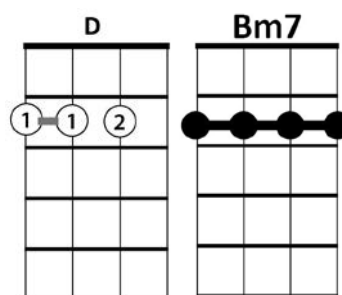
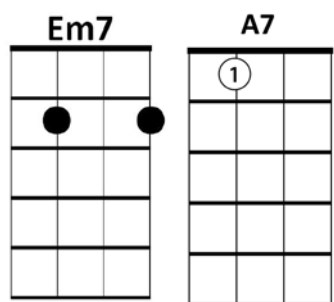
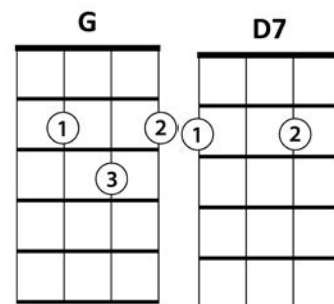
[G] / Do you remember baby / last September
How you [D7] / held me tight each and / every night
Well [G] / oops-a-daisy how you / drove me crazy
But I [D7] guess it doesn't matter any [G] more / / / [G]

[Em7] / There's no use in me a / cry – y – y – in'
I've [G] done everything and I'm / sick of trying
I've [A7] thrown away my nights / / /
Wasted all my days over [D] you / / / [D7] [Bm7] [D7]

[G] / Now you go your way and / I'll go mine / / /
[D7] / Now and forever till the / end of time
I'll find [G] / somebody new and baby / we'll say we're through
And [D7] you won't matter any [G] more / / / [G]

[Em7] / There's no use in me a / cry – y – y – in'
I've [G] done everything and I'm / sick of trying
I've [A7] thrown away my nights / / /
Wasted all my days over [D] you / / / [D7] [Bm7] [D7]

[G] / Now you go your way and / I'll go mine / / /
[D7] / Now and forever till the / end of time
I'll find [G] / somebody new and baby / we'll say we're through
And [D7] you won't matter any [G] more / / /
[G] / / / And [D7] you won't matter any [G] more / / /
[G] / / / And [D7] you won't matter any [G] more / / / [G] [C] [G]



20. I Can See Clearly Now – JOHNNY NASH

FOUR BEAT FEEL

Start note : D

Strumming pattern : D DU D DU

INTRO: [D] [G] [A] [A7] [D] [G] [A] [A7]

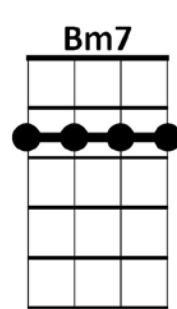
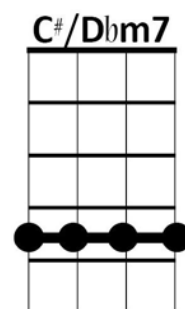
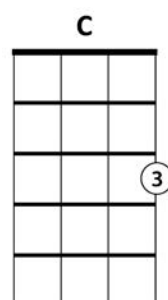
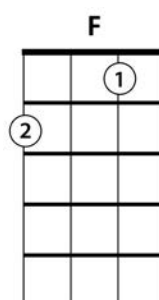
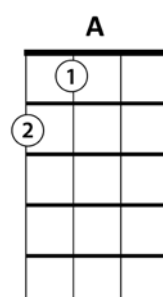
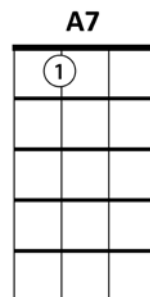
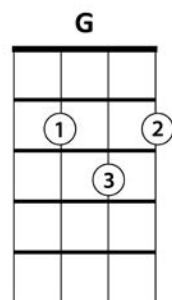
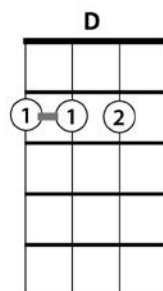
[D] // I can see [G] clearly now the [D] rain has gone [D]
 [D] // I can see [G] all obstacles [A] in my way [A7]
 [D] // Gone are the [G] dark clouds that [D] made me blind
 [D] // It's gonna be a [C] bright [bright] [G] bright [bright] sun shiny [D] day // //
 [D] // It's gonna be a [C] bright [bright]
 [G] Bright [bright] sun shiny [D] day // // [D]

[D] // Oh yes I can [G] make it now the [D] rain has gone [D]
 [D] // All of the [G] bad feelings have [A] disappeared [A7]
 [D] // Here is a [G] rainbow I've been [D] praying for
 [D] // It's gonna be a [C] bright [bright] [G] bright [bright] sun shiny [D] day // //
 [D] // It's gonna be a [C] bright [bright]
 [G] Bright [bright] sun shiny [D] day // // [D]

[F] // Look all around there's nothing but [C] blue skies [C]
 [F] // Look straight ahead there's nothing but [A] blue skies

[C#m7] [G] [C#m7] [G] [C] [Bm7] [A] [A7]

[D] // I can see [G] clearly now the [D] rain has gone [D]
 [D] // I can see [G] all obstacles [A] in my way [A7]
 [D] // Here is a [G] rainbow I've been [D] praying for
 [D] // It's gonna be a [C] bright [bright] [G] bright [bright] sun shiny [D] day
 [D] // It's gonna be a [C] bright [bright] [G] bright [bright] sun shiny [D] day
 [D] // It's gonna be a [C] bright [bright]
 [G] Bright [bright] sun shiny [D] day // // [D] [G] [D]



21. I Do Like To Be Beside The Seaside/Singing In The Rain Medley

MARK SHERIDAN/LUCKY STRIKE ORCHESTRA

Start note : D

Strumming pattern : DuD DuDuDuD D

FOUR STRUMS/BEATS PER CHORD.

YELLOW HIGHLIGHT = TWO STRUMS PER CHORD

INTRO: [G] REPEATED

Oh I [G] do like to be beside the [D7] seaside oh I [G] do like to be beside the [C] sea

Oh I [D7] do like to stroll along the [G] prom prom [E7] prom

Where the [A7] brass bands play tiddley [D7] om pom pom

Oh I [G] do like to be beside the [D7] seaside oh I [G] do like to be beside the [C] sea

When I'm [C#dim] down beside the sea I'm be[G]side myself with [E7] glee

Beside the [A7] seaside [D7] / beside the [G] sea /

[G7] / I'm [C] singin' in the rain just singin' in the rain!

What a glorious feelin' I'm [G7] / happy again!

I'm laughin' at clouds so dark up above

The sun's in my heart and I'm [C] / ready for love

Let the stormy clouds chase everyone from the place

Come on with the rain I've a [G7] / smile on my face

I walk down the lane with a happy refrain

Just singin' singin' in the [C] rain / / /

[D7] / / / Oh I [G] do like to be beside the [D7] seaside

Oh I [G] do like to be beside the [C] sea

Oh I [D7] do like to stroll along the [G] prom prom [E7] prom

Where the [A7] brass bands play tiddley [D7] om pom pom

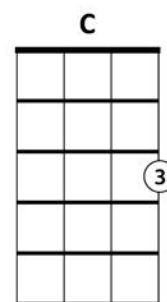
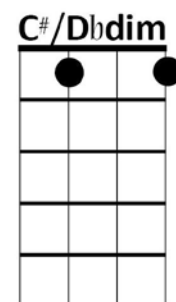
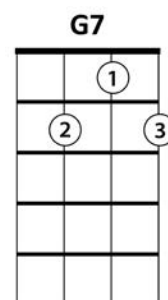
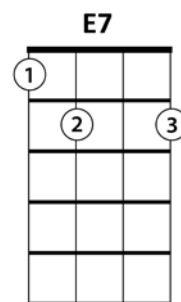
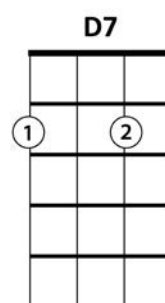
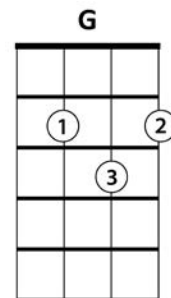
Oh I [G] do like to be beside the [D7] seaside oh I [G] do like to be beside the [C] sea

When I'm [C#dim] down beside the sea I'm be[G]side myself with [E7] glee

Beside the [A7] seaside [D7] / beside the [G] sea /

[E7] / Beside the [A7] seaside [D7] / beside the [G] sea /

[E7] / Beside the [A7] seaside [D7] beside the [G] sea [SG] [G]



22. I Only Want To Be With You – DUSTY SPRINGFIELD

FOUR STRUMS/BEATS PER CHORD.

Start note : B

Strumming pattern : DUDUDUDU

YELLOW HIGHLIGHT = TWO STRUMS PER CHORD.

INTRO: [G] [C] [D7] REPEATED

I [G] don't know what it is that makes me [Em] love you so
I [G] only know I never wanna [Em] let you go
'Cos [C] you started [D] something oh [C] can't you [D] see
That [G] ever since we met you've had a [Em] hold on me
It [Am] happens to be [D] true / / / I [C] only want to [D] be with [G] you

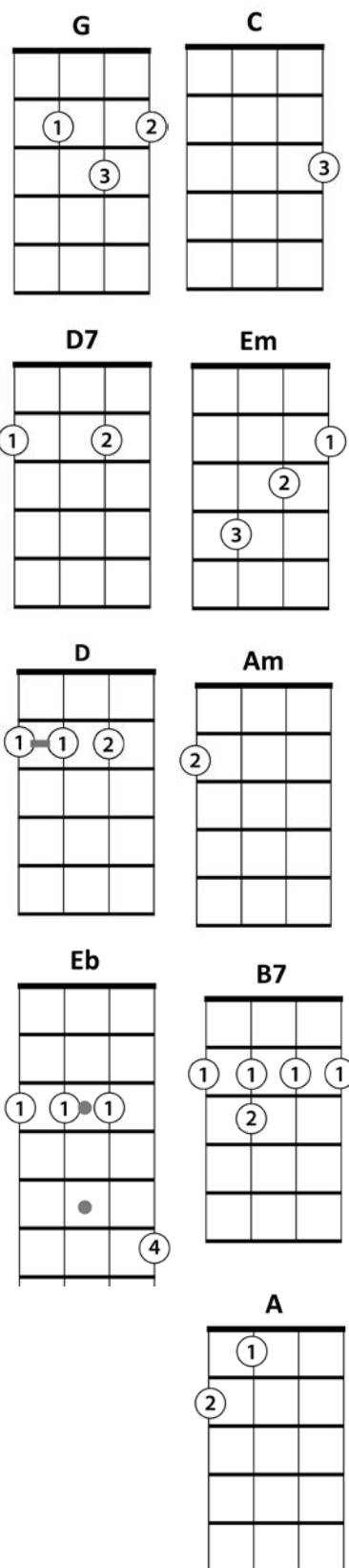
It [G] doesn't matter where you go and [Em] what you do
I [G] wanna spend each moment of the [Em] day with you
Oh [C] look what has [D] happened with [C] just one [D] kiss
I [G] never knew that I could be in [Em] love like this
It's [Am] crazy but it's [D] true / / / I [C] only want to [D] be with [G] you

[Eb] / You stopped and smiled at me [G] asked if I'd care to dance
[D] I fell into your open [B7] arms and [Em] I didn't [A] stand a [D] chance
Now [D7] listen honey

[G] I just wanna be beside you [Em] everywhere
As [G] long as we're together honey [Em] I don't care
'Cos [C] you started [D] something oh [C] can't you [D] see
That [G] ever since we met you've had a [Em] hold on me
No [Am] matter what you [D] do / / / I [C] only want to [D] be with [G] you

[Eb] / You stopped and smiled at me [G] asked if I'd care to dance
[D] I fell into your open [B7] arms and [Em] I didn't [A] stand a [D] chance
Now [D7] hear me tell you

[G] I just wanna be beside you [Em] everywhere
As [G] long as we're together honey [Em] I don't care
'Cos [C] you started [D] something oh [C] can't you [D] see
That [G] ever since we met you've had a [Em] hold on me
No [Am] matter what you [D] do / / / I [C] only want to [D] be with [G] you
I said no [Am] matter no matter what you [D] do / / /
I [C] only want to [D] be with [G] you [C] [G]



23. I Saw Her Standing There – THE BEATLES

INTRO: 4 STRUMS PER CHORD

[C] [Am] [F] [G7] [C] [Am] [F][G7] /

Well she was [C] just seventeen you [F] know what I [C] mean
And the way she looked was way beyond com[G7]pare / / /

[G7] / / / So [C] how could I [C7] dance with a[F]nother
Ooh! When I [C] saw her [G7] standing [C] there / / /

[C] / / / Well [C] she looked at me and [F] I - I could [C] see
That before too long I'd fall in love with [G7] her / / / [G7]

[C] She wouldn't [C7] dance with a[F]nother
Ooh! When I [C] saw her [G7] standing [C] there / / /

[C7] / / Well my [F] heart went boom when I crossed that room
And I held her hand in [G7] mi-ine / / [G7] [X] [X]

Oh we [C] danced through the night
And we [F] held each other [C] tight
And before too long I fell in love with [G7] her / / /

[G7] / / / Now [C] I'll never [C7] dance with a[F]nother
Ooh! When I [C] saw her [G7] standing [C] there / / /

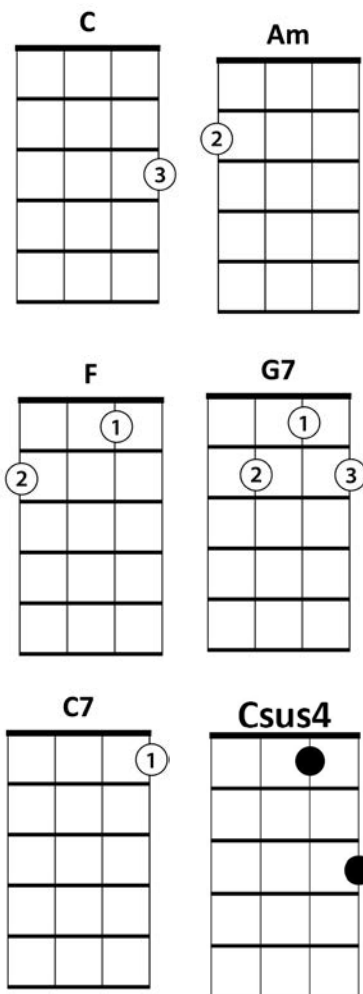
[C7] / / Well my [F] heart went boom when I crossed that room
And I held her hand in [G7] mi-i / / [G7] / / / [F] / / / [G7] ine [X] [X]

Oh we [C] danced through the night
And we [F] held each other [C] tight
And before too long I fell in love with [G7] her / / /

[G7] / / / Now [C] I'll never [C7] dance with a[F]nother Ooh!
When I [C] saw her [G7] standing [C] there / / / [F] / / /
When I [C] saw her [G7] standing [C] there / / /
[F] / / / When I [C] saw her [G7] standing [C] there / / / [C] [Csus] [C]

Start note : G

Strumming pattern : DUDUDUDU



24. I Walk The Line – JOHNNY CASH

Start note : C

Strumming pattern : DDDD DDDDD D

FOUR BEAT FEEL

INTRO: [C] REPEATED

I keep a [G7] close watch on this heart of [C] mine
I keep my [G7] eyes wide open all the [C] time / / / [C7] /
I keep the [F] ends out for the tie that [C] binds
Because you're [G7] mine I walk the [C] line / / /

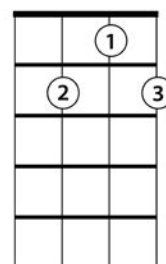
[C] / I find it [G7] very very easy to be [C] true
I find my[G7]self alone when each day is [C] through / / /
[C7] / Yes I'll ad[F]mit that I'm a fool for [C] you / / /
[C] Because you're [G7] mine I walk the [C] line / / /

[C] As sure as [G7] night is dark and day is [C] light
I keep you [G7] on my mind both day and [C] night / / /
[C7] / And happi[F]ness I've known proves that it's [C] right
Because you're [G7] mine I walk the [C] line / / /

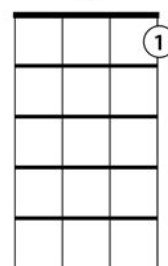
[C] / You've got a [G7] way to keep me on your [C] side
You give me [G7] cause for love that I can't [C] hide / / /
[C7] / For you I [F] know I'd even try to turn the [C] tide / / /
[C] Because you're [G7] mine I walk the [C] line / / /

[C] I keep a [G7] close watch on this heart of [C] mine
I keep my [G7] eyes wide open all the [C] time / / / [C7] /
I keep the [F] ends out for the tie that [C] binds
Because you're [G7] mine I walk the [C] line
Because you're [G7] mine I walk the [C] line / / /
[C] Because you're [G7] mine / / / [G7] I walk the [C] line / / / [C] [Csus] [C]

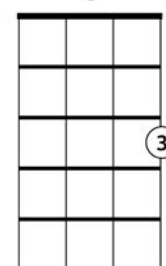
G7



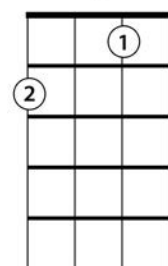
C7



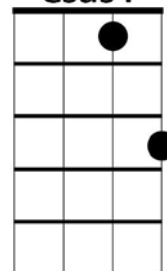
C



F



Csus4



25. I Wanna Hold Your Hand – THE BEATLES

FOUR BEAT FEEL

Start note : E

Strumming pattern : D DUD D DUD

YELLOW HIGHLIGHT = 2 STRUMS/BEATS

INTRO: [G] // [C] // [D7] // // [G] // [C] //

[D7] // Oh yeah [G] I'll tell you [D7] something [Em7] / I think you'll under[B7]stand //
 When [G] I say that [D7] something // [Em7] / I wanna hold your [B7] hand // //
 [C] / I wanna [D7] hold your [G] ha a [Em7]a and
 [C] / I wanna [D7] hold your [G] hand // //

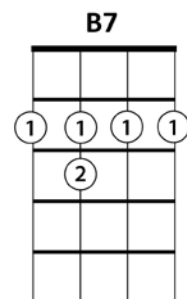
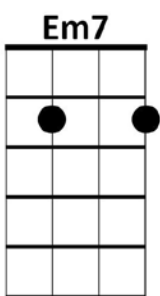
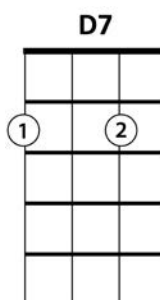
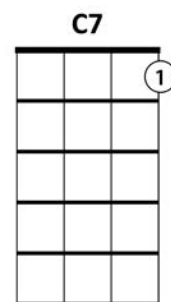
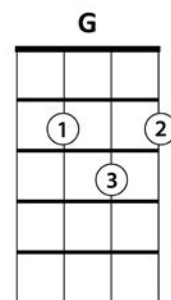
Oh [G] please say to [D7] me // // [Em7] / You'll let me be your [B7] man // //
 And [G] please say to [D7] me // // [Em7] / You'll let me hold your [B7] hand // //
 [C] / I wanna [D7] hold your [G] ha a [Em7]a and
 [C] / I wanna [D7] hold your [G] hand // //

[Dm] / And when I [G7] touch you I feel [C] happy in[Am]side
 [Dm] / It's such a [G7] feeling that my [C] love // //
 I can't [D7] hide // // I [C] can't [D7] hide // // I [C] can't [D7] hide // // [D7] // //

[D7] Yeah [G] you got that [D7] somethin' [Em7] / I think you'll under[B7]stand // //
 When [G] I say that [D7] something // [Em7] / I wanna hold your [B7] hand // //
 [C] / I wanna [D7] hold your [G] ha a [Em7]a and
 [C] / I wanna [D7] hold your [G] hand // //

[Dm] / And when I [G7] touch you I feel [C] happy in[Am]side
 [Dm] / It's such a [G7] feeling that my [C] love // //
 I can't [D7] hide // // I [C] can't [D7] hide // // I [C] can't [D7] hide // // [D7] // //

[D7] Yeah [G] you got that [D7] somethin' [Em7] / I think you'll under[B7]stand // //
 When [G] I say that [D7] something // [Em7] / I wanna hold your [B7] hand // //
 [C] / I wanna [D7] hold your [G] ha a [Em7]a and
 [C] / I wanna [D7] hold your [B7] hand // //
 [C] / I wanna [D7] hold your [C] ha a a a a [G] hand



26. Jambalaya (On The Bayou) – HANK WILLIAMS

FOUR BEAT FEEL

Start note : F#

Strumming pattern : D DUD D DUD

INTRO: [D] [D] [D]

[D] [X] Goodbye [D] Joe me gotta go me oh [A] my oh
Me gotta go pole the [A7] pirogue down the [D] bayou
My Yvonne the sweetest one me oh [A] my oh
Son of a gun we'll have big [A7] fun on the [D] bayou

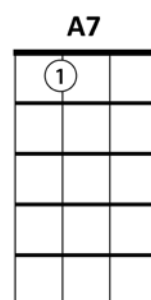
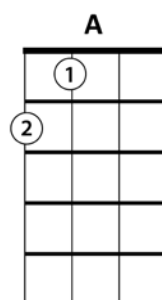
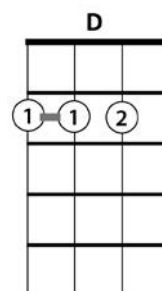
[D] [X] Jambal[D]aya and a crawfish pie and fillet [A] gumbo
'Cause tonight I'm gonna [A7] see my cher a[D]mie-o
Pick guitar fill fruit jar and be [A] gayo
Son of a gun we'll have big [A7] fun on the [D] bayou

[D] [X] Thibo[D]deaux to Fountaineaux the place is [A] buzzin'
Kinfolk come to see Y[A7]vonne by the [D] dozen
Dress in style go hog wild me oh [A] my oh
Son of a gun we'll have big [A7] fun on the [D] bayou

[D] [X] Jambal[D]aya and a crawfish pie and fillet [A] gumbo
'Cause tonight I'm gonna [A7] see my cher a[D]mie-o
Pick guitar fill fruit jar and be [A] gayo
Son of a gun we'll have big [A7] fun on the [D] bayou

[D] [X] Settle [D] down far from town get me a [A] pirogue
And I'll catch all the [A7] fish in the [D] bayou
Swap my guy to buy Yvonne what she [A] needo
Son of a gun we'll have big [A7] fun on the [D] bayou

[D] [X] Jambal[D]aya and a crawfish pie and fillet [A] gumbo
'Cause tonight I'm gonna [A7] see my cher a[D]mie-o
Pick guitar fill fruit jar and be [A] gayo
Son of a gun we'll have big [A7] fun on the [D] bayou
Son of a [A] gun we'll have big [A7] fun on the [D] bayou
Son of a [A] gun we'll have big [A7] fun on the [D] bayou / / [D] [A7] [D]



27. Johnny B Goode – CHUCK BERRY

FOUR BEAT FEEL

Start note : G

Strumming pattern : DUDUDUDU

INTRO: [C] REPEATED

Deep [C] down in Louisiana close to New Orleans
Way back up in the woods among the [C7] evergreens
There [F] stood a log cabin made of earth and wood
Where [C] lived a country boy named Johnny B Goode
Who [G7] never ever learned to read or write so well
But he could [C] play the ukulele just like ringin' a bell

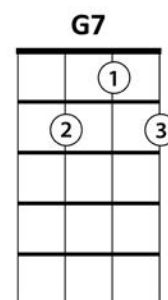
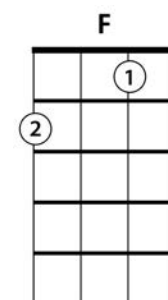
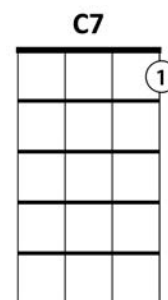
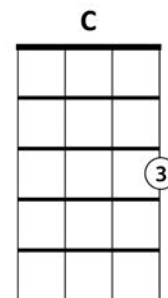
Go! [C] Go! / / / Go Johnny go! Go! / / /
[C7] Go Johnny go! [F] Go! / / /
Go Johnny go! [C] Go! / / /
Go Johnny go! [G7] Go! / / / [G7] [X] Johnny B [C] Goode / / /

[C] / / / He used to [C] keep his ukulele in a gunny sack
Or sit beneath the tree by the [C7] railroad track
Oh an [F] engineer could see him sitting in the shade
[C] Strummin' to the rhythm that the drivers made
[G7] People passing by they'd stop and say
Oh [C] my but that little country boy can play

Go! [C] Go! / / / Go Johnny go! Go! / / /
[C7] Go Johnny go! [F] Go! / / /
Go Johnny go! [C] Go! / / /
Go Johnny go! [G7] Go! / / / [G7] [X] Johnny B [C] Goode / / /

[C] / / / His [C] mother told him some day you will be a man
And you will be the leader of a [C7] big old band
[F] Many people coming from miles around
And [C] hear you play your music till the sun goes down
[G7] Maybe someday your name'll be in lights
Sayin' [C] Johnny B Goode tonight

Go! [C] Go! / / / Go Johnny go! Go! / / /
[C7] Go Johnny go! [F] Go! / / /
Go Johnny go! [C] Go! / / /
Go Johnny go! [G7] Go! / / / [G7] [X] Johnny B [C] Goode / / / [C] [G7] [C]



28. Just Can't Get Enough – DEPECHE MODE

INTRO: 4 STRUMS/BEATS PER CHORD

Start note : G

Strumming pattern : DUDUDUDU

*OPTIONAL - SING KEYBOARD RIFF TO 'DOO' OVER:

[C] [C] [F] [F] [C] [C] [F] [F]

[C] When I'm with you baby I go out of my head
And I [F] just can't get enough and I just can't get enough
[C] All the things you do to me and everything you said
I [F] just can't get enough I just can't get enough
[G7] / We slip and slide as we [Am7] fall in love
And I [F] just can't seem to [G7] get enough of

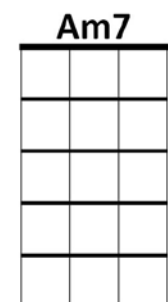
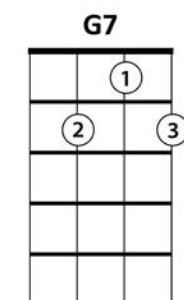
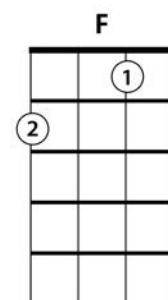
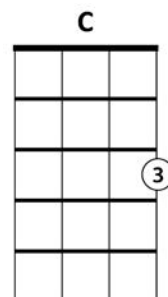
*[C] [C] [F] [F] [C] [C] [F] [F]

[C] / We walk together walking down the street
And I [F] just can't get enough and I just can't get enough
[C] Every time I think of you I know we have to meet
I [F] just can't get enough and I just can't get enough
[G7] / It's getting hotter it's a [Am7] burning love
And I [F] just can't seem to [G7] get enough of

I [C] just can't get enough I just can't get enough
I [F] just can't get enough I just can't get enough
I [C7] just can't get enough I just can't get enough
I [F] just can't get enough I just can't get enough

[C] / And when it rains you're shining down for me
And I [F] just can't get enough I just can't get enough
[C] / Just like a rainbow you know you set me free
And I [F] just can't get enough I just can't get enough
[G7] / You're like an angel and you [Am7] give me your love
And I [F] just can't seem to [G7] get enough of

*[C] [C] [F] [F] [C] [C] [F] [F] [C]



29. Leaning On A Lamp-Post – GEORGE FORMBY

YELLOW HIGHLIGHT = 2 STRUMS/BEATS

Start note : C

Strumming pattern : D DUDUDU

STEADY TEMPO

INTRO: [C] / / / [REPEATED]

I'm [C] leaning on a [G7] lamp / / maybe you [F] think I look a [G7] tramp / /
Or you may [C] think I'm hanging [G7] 'round to steal a [C] car / / /
[C] / / / But no / / I'm not a [G7] crook / / and if you [F] think that's what I [G7] look / /
I'll tell you [C] why I'm here and [D7] what my motives [G7] are / / / [G7] [X] [X]

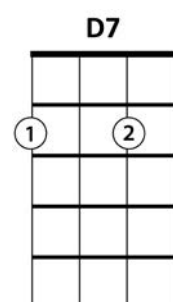
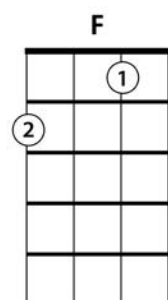
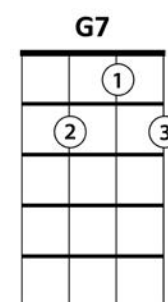
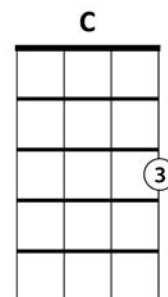
A LITTLE QUICKER:

I'm [C] leaning on a lamp-post at the corner of the street
In case a [G7] certain little lady comes [C] by / / oh [G7] me / / oh [C] my / /
I [D7] hope the little lady comes [G7] by / / /

I [C] don't know if she'll get away she doesn't always get away
But [G7] anyhow I know that she'll [C] try / / oh [G7] me / / oh [C] my / /
I [D7] hope the little lady comes [G7] by / /

There's [G7] no other girl I could wait for / /
But [C] this one I'd break any date for / /
I [D7] won't have to ask what she's late for / /
She [G7] wouldn't leave me flat she's not a girl like that

Oh she's [C] absolutely wonderful and marvellous and beautiful
And [G7] anyone can understand [C] why /
[C7] / I'm [F] leaning on a lamp-post on the [D7] corner of the street
In case a [C] certain little [G7] lady comes [C] certain little [G7] lady comes
[C] Certain little [G7] lady passes [C] by [G7] [C]



30. Living Doll – CLIFF RICHARD AND THE DRIFTERS (THE SHADOWS)

FOUR BEAT FEEL

Start note : D

Strumming pattern : D DUD D DUD

INTRO: [G] REPEATED

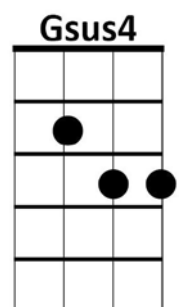
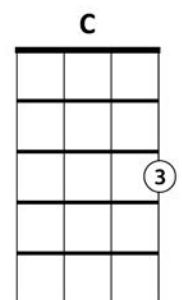
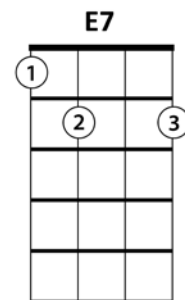
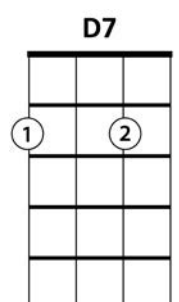
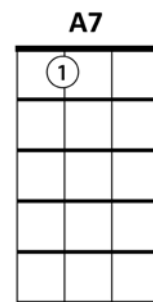
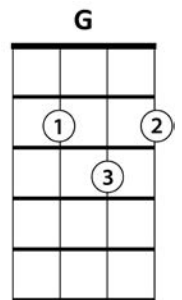
Got myself a [G] crying talking sleeping walking living doll / / /
Got to do my best to please her just 'cause she's a [A7] living doll
[D7] / / Got a roving [G] eye and that is why she satis[E7]fies my soul
[E7] / / Got the one and [G] only walking [D7] talking / living [G] doll / / /

[G] Take a look at her [C] hair / / it's real
And if you don't be[G]lieve what I say just feel
I'm gonna lock her [C] up in a trunk
So no big hunk can [A7] steal her away from [D7] me [X]

Got myself a [G] crying talking sleeping walking living doll / / /
Got to do my best to please her just 'cause she's a [A7] living doll
[D7] / / Got a roving [G] eye and that is why she satis[E7]fies my soul
[E7] / / Got the one and [G] only walking [D7] talking / living [G] doll / / /

[G] [C] [C] [G] [G] [C] [C] [A7]

[D7] [X] Got myself a [G] crying talking sleeping walking living doll / / /
Got to do my best to please her just 'cause she's a [A7] living doll
[D7] / / Got a roving [G] eye and that is why she satis[E7]fies my soul [E7] / /
Got the one and [G] only walking [D7] talking / living [G] doll / / / [E7] / /
Got the one and [G] only walking [D7] talking / living [G] doll / / /
[E7] / / Got the one and [G] only walking [D7] talking living [G] doll / / / [G] [SG] [G]



31 Locomotion – LITTLE EVA

Start note : C

Strumming pattern : D DUDUDU

INTRO: [C] / / / / [Am] / / / / REPEATED

[C] Everybody's doin' a [Am] brand-new dance now
 [C] / Come on baby [Am] do the Locomotion
 I [C] know you'll get to like it if you [Am] give it a chance now
 [C] / Come on baby [Am] do the Locomotion

My [F] little baby sister can [Dm] do it with me
 It's [F] easier than learning your [D7] A-B-C's
 So [C] come on come on and [G7] do the Locomotion with [C] me / /

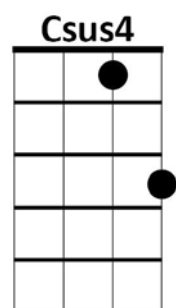
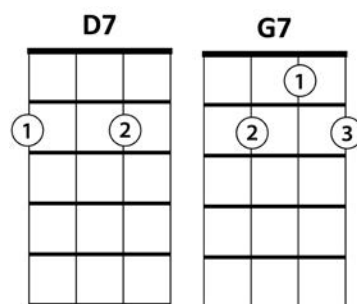
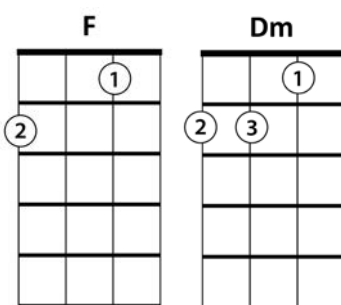
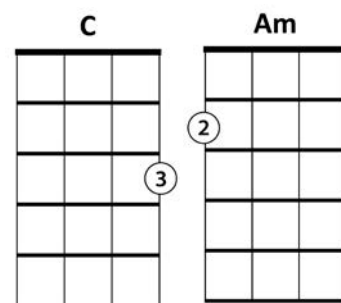
You gotta [C] swing your hips now [F] / / / Come on [F] baby / /
 Jump [C] up / / jump back / / well I [G7] think you've got the kna – ack / /

[C] Now that you can do it [Am] let's make a chain now
 [C] / Come on baby [Am] do the Loco-motion
 A [C] chug-a chug-a motion like a [Am] railroad train now
 [C] / Come on baby [Am] do the Loco-motion
 [F] Do it nice and easy now [Dm] don't lose control
 A [F] little bit of rhythm and a [D7] lot of soul
 So [C] come on come on and [G7] do the Loco-motion with [C] me / /
 You gotta [C] swing your hips now [F] / / / Come on [F] baby / /
 Jump [C] up / / jump back / / well I [G7] think you've got the kna – ack / /

[C] Move around the floor in a [Am] Locomotion
 [C] / Come on baby [Am] do the Locomotion
 [C] Do it holding hands if [Am] you get the notion
 [C] / Come on baby [Am] do the Locomotion

There's [F] never been a dance that's so [Dm] easy to do
 It [F] even makes you happy when you're [D7] feeling blue

So [C] come on come on and [G7] do the Locomotion
 [C] Come on come on and [G7] do the Locomotion
 [C] Come on come on and [G7] do the Locomotion with [C] me / / / [C] [Csus] [C]



32. My Favourite Things – JACK JONES

3 STRUMS PER CHORD

Start note : D

Strumming pattern : D dd D dd

INTRO: **[Dm]** REPEATED

[Dm] Raindrops on roses and whiskers on kittens

[Bbmaj7] Bright copper kettles and warm woollen mittens

[Gm] Brown paper **[C7]** packages **[F]** tied up with **[Bb]** strings

[F] These are a **[Bbmaj7]** few of my **[Gm]** favourite **[A7]** things

[Dm] Cream coloured ponies and crisp apple streudels

[Bbmaj7] Doorbells and sleigh bells And schnitzel with noodles

[Gm] Wild geese that **[C7]** fly With the **[F]** moon on their **[Bb]** wings

[F] These are a **[Bbmaj7]** few of my **[Gm]** favourite **[A7]** things

[D] **[D]** **[D]** **[D]**

[D] Girls in white dresses with blue satin sashes

[G] Snowflakes that stay on my nose and eyelashes

[Gm] Silver white **[C7]** winters that **[F]** melt into **[Bb]** springs

[F] These are a **[Bbmaj7]** few of my **[Gm]** favourite **[A7]** things

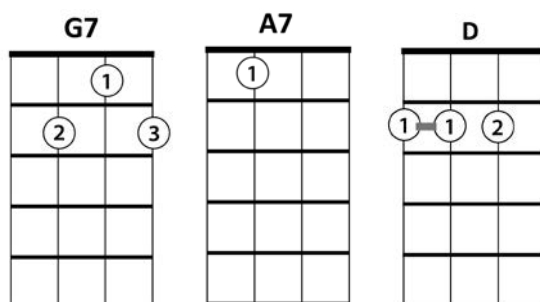
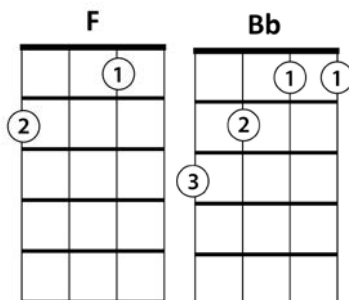
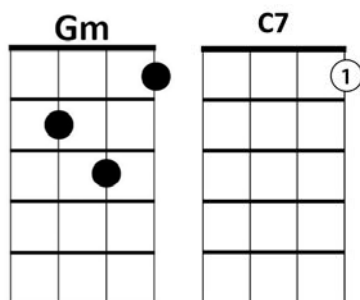
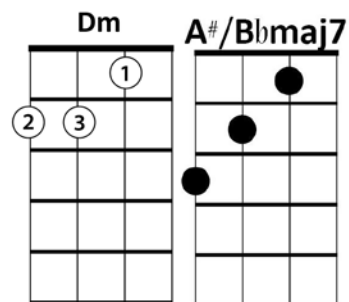
[Dm] / When the dog bites

[Gm] / When the **[A7]** bee stings

[Dm] / When I'm feeling **[Gm]** sad / /

[Gm] / / I **[Bb]** simply remember my **[G7]** favourite things

And **[F]** then I don't **[Gm]** feel / / **[Gm]** **[C7]** so **[F]** bad / / **[F]** **[F]** **[F]**



33. My Girl – THE TEMPTATIONS

FOUR BEAT FEEL

Start note : C

Strumming pattern : D DUDUDU

YELLOW HIGHLIGHT = 2 STRUMS/BEATS INTRO: [C] [F] [C]

[F] / / / I've got [C] sunshine [F] / / on a cloudy [C] day
 [F] / / / When it's [C] cold outside
 [F] / / I've got the month of [C] May [F]

[C] I / [Dm] guess [F] you'd [G7] say
 [C] What can [Dm] make me [F] feel this [G7] way
 [Cmaj7] My girl / / [Cmaj7] / / talkin' 'bout [Dm] / my girl

[G7] / / / I've got [C] so much [F] honey the bees envy [C] me
 [F] / / / I've got a [C] sweeter so - ong
 [F] / Than the birds in the [C] trees [F]

[C] I / [Dm] guess [F] you'd [G7] say
 [C] What can [Dm] make me [F] feel this [G7] way
 [Cmaj7] My girl / / [Cmaj7] / / talkin' 'bout [Dm] / my girl [G7]

[C] [F] [C] [F] [C] [F] [C] [F]

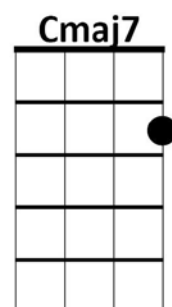
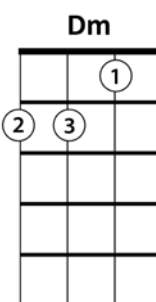
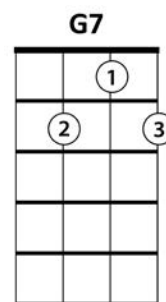
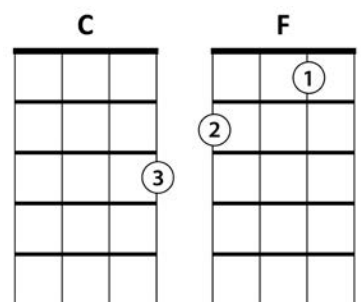
[C] I / [Dm] guess [F] you'd [G7] say
 [C] What can [Dm] make me [F] feel this [G7] way
 [Cmaj7] My girl / / [Cmaj7] / / talkin' 'bout [Dm] / my girl

[G7] / / / I've got [C] so much [F] honey the bees envy [C] me
 [F] / / / I've got a [C] sweeter so - ong
 [F] / Than the birds in the [C] trees [F]

[C] I / [Dm] guess [F] you'd [G7] say
 [C] What can [Dm] make me [F] feel this [G7] way
 [Cmaj7] My girl / / [Cmaj7] / / talkin' 'bout [Dm] / my girl

GETTING SLOWER:

[G7] / / / / [TC]



34. Octopus's Garden – THE BEATLES/RICHARD STARKEY

4 BEAT

Start note : D

Strumming pattern : D DUDUDU

INTRO: [G] REPEATED

[G] / I'd like to be [Em] / under the sea
In an [C] octopus's garden in the [D] shade [D]
[G] / He'd let us in [Em] / knows where we've been
In his [C] octopus's garden in the [D] shade [D]

[Em] / I'd ask my friends to come and see
[C] / An octopus's [D] garden with me [D]
[G] / I'd like to be [Em] / under the sea
In an [C] octopus's [D] garden in the [G] shade [G]

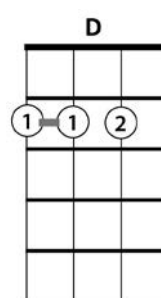
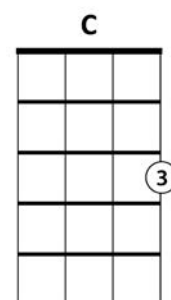
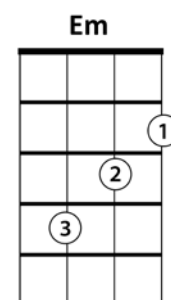
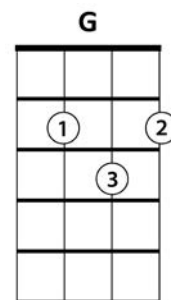
[G] / We would be warm [Em] / below the storm
In our [C] little hideaway beneath the [D] waves [D]
[G] / Resting our head [Em] / on the sea bed
In an [C] octopus's garden near a [D] cave [D]

[Em] / / We would sing and dance around
[C] / Because we know we [D] can't [D] be [D] found
("And one two three four!")
[G] / I'd like to be [Em] / under the sea
In an [C] octopus's [D] garden in the [G] shade [D7]

[G] [G] [Em] [Em] [C] [C] [D] [D] [G] [G] [Em] [Em] [C] [D] [G] [G]

[G] / / We would shout [Em] / and swim about
The [C] coral that lies beneath the [D] waves [D]
[G] / / Oh what joy for [Em] every girl and boy
[C] Knowing they're happy and they're [D] safe [D]

[Em] / / We would be so happy you and me
[C] / / No one there to [D] tell us what to [D] do / / /
[G] / I'd like to be [Em] / under the sea
In an [C] octopus's [D] garden with [Em] you / / /
[Em] / / / In an [C] octopus's [D] garden with [Em] you / / /
[Em] / / / In an [C] octopus's [D] garden with [G] you / / / [G] [C] [G]



35. Paint It Black – THE ROLLING STONES

YELLOW HIGHLIGHT = 2 STRUMS/BEATS

Start note : D

Strumming pattern : D D D D

INTRO: [Dm] / / / / [REPEATED]

[Dm] / I see my red door and I [A7] want it painted bla - ack / /
[Dm] / No colours anymore I [A7] want them to turn bla - ack / /

[Dm] / I [C] see the [F] girls walk [C] by dressed [Dm] in their summer clothes / / /
[Dm] / I [C] have to [F] turn my [C] head un[Dm]til my darkness [A7] goes / / /

[Dm] / I see a line of cars and [A7] they're all painted bla - ack / /
[Dm] / With flowers and my love both [A7] never to come ba - ack / /

[Dm] / I [C] see people [F] turn their [C] heads and [Dm] quickly look away / / /
[Dm] / Like a [C] new born [F] baby [C] it just [Dm] happens every [A7] day / / /

[Dm] / I look inside myself and [A7] see my heart is bla - ack / /
[Dm] / I see my red door and it's [A7] heading into bla - ack / /

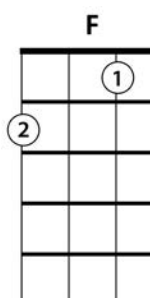
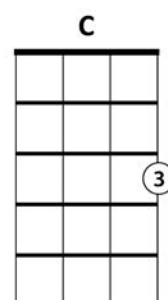
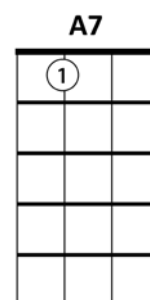
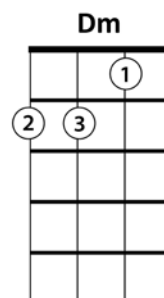
[Dm] / Maybe [C] then I'll [F] fade a [C]way and [Dm] not have to face the facts / / /
[Dm] / It's not [C] easy [F] facing [C] up when [Dm] your whole world is [A7] black / / /

[Dm] / No more will my green sea go [A7] turn a deeper blu - ue / /
[Dm] / I could not foresee this thing [A7] happening to you - ou / /

[Dm] / If I [C] look [F] hard e [C]nough in[Dm]to the setting sun
[Dm] / My [C] love will [F] laugh with [C] me be [Dm]fore the morning [A7] comes / / /

SLOWER:

[Dm] / I see my red door and I [A7] want it painted bla - ack / /
[Dm] / No colours anymore I [A7] want them to turn [TA7] bla - ack



36. Pretty Flamingo – MANFRED MANN

MAINLY TWO STRUMS

Start note : E

Strumming pattern : D D

YELLOW HIGHLIGHT = 4 STRUMS

INTRO: [C] // [F] // [C] // [G7] // [C] // [F] // [C] //

[G7] On our [C] block [F] all of the [C] guys

[F] Call her fla[C]mingo

[F] Cause her [G7] hair glows [C] like the sun

[F] And her [G7] eyes can [C] light the [F] sky / [C] //

[G7] When she [C] walks [F] she moves so [C] fine

[F] Like a fla[C]mingo

[F] Crimson [G7] dress that [C] clings so tight

She's [F] out of [G7] reach and [C] out of [F] sight /

[C] / When [C7] she walks [F] by / / /

She [G7] brightens up the [C] neighbourhood

[C7] / Oh every [F] guy / / / would [G7] make her his

If [C] he just could if [G7] she just would [X]

[X] [X] Some sweet [C] day [F] I'll make her [C] mine

[F] Pretty fla[C]mingo

Then [F] every [G7] guy will [C] envy me

Cause [F] para[G7]dise is [C] where I'll [F] be /

[C] / When [C7] she walks [F] by / / /

She [G7] brightens up the [C] neighbourhood

[C7] / Oh every [F] guy / / / would [G7] make her his

If [C] he just could if [G7] she just would [X]

[X] [X] Some sweet [C] day [F] I'll make her [C] mine

[F] Pretty fla[C]mingo

Then [F] every [G7] guy will [C] envy me

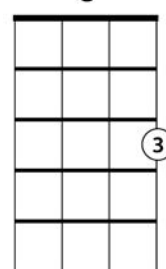
Cause [F] para[G7]dise is [C] where I'll [F] be / [C] //

[G7] Sha la [C] Laa / [F] La la la [C] Laa [F] Pretty fla[C]mingo

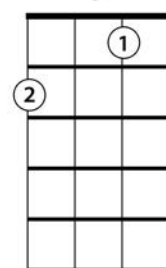
[G7] / / Sha la [C] Laa / [F] La la la [C] Laa [F] Pretty fla[C]mingo

[G7] / / Sha la [C] Laa / [F] La la la [C] Laa [F] Pretty fla[C]mingo [C] [Csus4] [C]

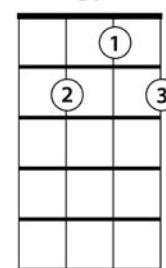
C



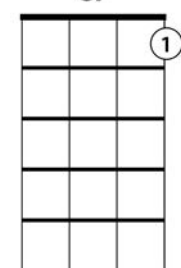
F



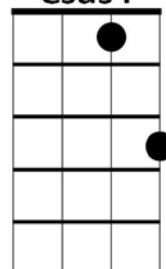
G7



C7



Csus4



37. Que Sera Sera – DORIS DAY

Start note : E

Strumming pattern : D d d

3 STRUMS PER CHORD

INTRO: [C] [Cmaj7] [C6] [Cmaj7] [C] [Cmaj7] [C6] [Cmaj7]

When I was [C] just a [Cmaj7] little [C6] boy
[Cmaj7] I asked my [C] mother [Am] what will I [F] be // [G7]
[G] Will I be handsome [F] will I be [G7] rich
[F] Here's what she [G7] said to [C] me

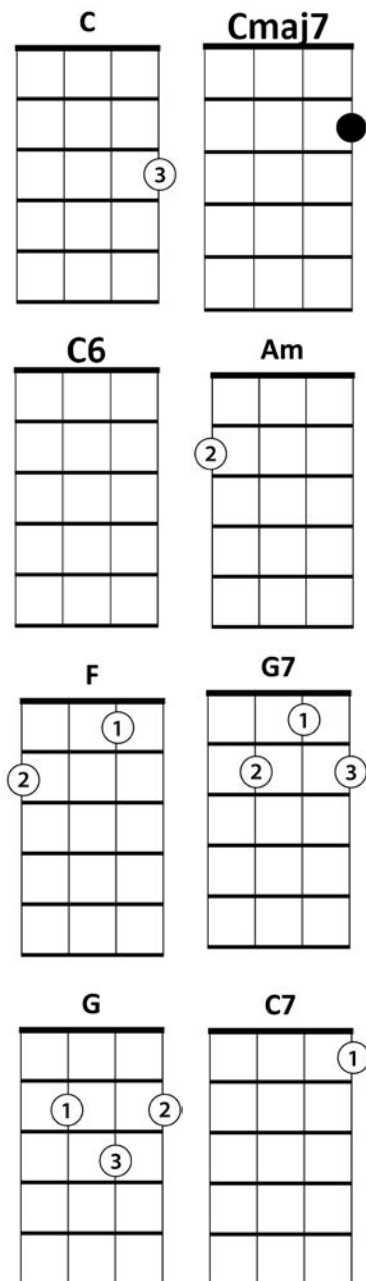
[C7] / Que Se[F]ra Sera whatever will [C] be will be
The future's not [G] ours to see [G7] / Que Sera Se[C]ra // [C]
[G7] / What will be will [C] be // [Cmaj7] [C6]

[Cmaj7] When I was [C] young I [Cmaj7] fell in [C6] love
[Cmaj7] I asked my [C] sweetheart [Am] what lies a[F]head // [G7]
[G] Will we have rainbows [F] day after [G7] day
[F] Here's what my [G7] sweetheart [C] said

[C7] / Que Se[F]ra Sera whatever will [C] be will be
The future's not [G] ours to see [G7] / Que Sera Se[C]ra // [C]
[G7] / What will be will [C] be // [Cmaj7] [C6]

[Cmaj7] Now I have [C] children [Cmaj7] of my [C6] own [Cmaj7]
They ask their [C] father [Am] what will I [F] be // [G7]
[G] Will I be pretty [F] will I be [G7] rich
[F] I tell them [G7] tender[C]ly

[C7] / Que Se[F]ra Sera whatever will [C] be will be
The future's not [G] ours to see [G7] / Que Sera Se[C]ra // [C]
[G7] / What will be will [C] be // [C]
[G7] / What will be will [C] be // [C]
[G7] What will be will [C] be // [F] [C] [C]



38. Raindrops Keep Falling On My Head – B. J. THOMAS

YELLOW HIGHLIGHT = 2 STRUMS/BEATS

Start note : E

Strumming pattern : D D ududu

INTRO: [C] / / / / [REPEATED]

[C] Raindrops keep falling on my [Cmaj7] head / / /
And [C7] just like the guy whose feet are [F] too big for his [Em7] bed /
[A7] Nothing seems to [Em7] fit / [A7] those / [Dm] raindrops are falling
On my head they keep fallin'

[G7] / So I just [C] did me some talkin' to the [Cmaj7] sun / / /
And [C7] I said I didn't like the [F] way he got things [Em7] done /
[A7] Sleepin' on the [Em7] job / [A7] those / [Dm] raindrops are falling
On my head they keep falling

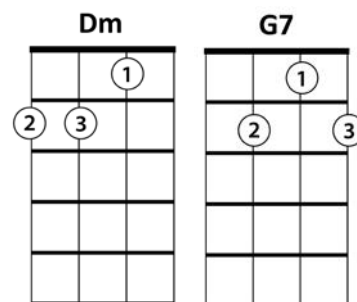
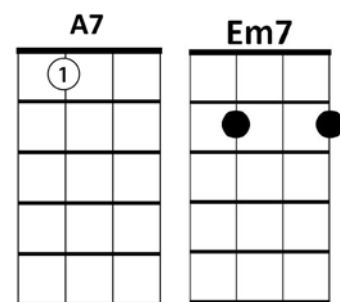
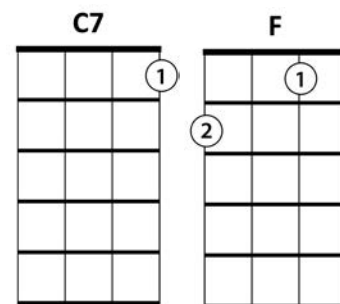
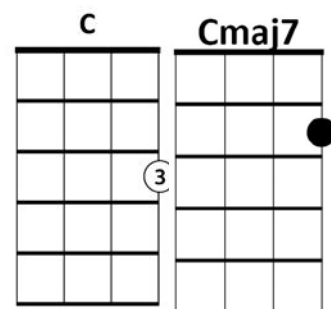
[G7] / But there's one [C] thing / / I [C7] know / /
The [F] blues he sends to [G7] meet me
Won't de[Em7]feat me / / it won't be long
Till [A7] happiness steps [Dm] up to greet me [G7]

[C] [Cmaj7] [C7] [F] [Em7] / / [A7] / / [Em7] / / [A7] / / [Dm] [Dm]

[G7] / But there's one [C] thing / / I [C7] know / /
The [F] blues he sends to [G7] meet me
Won't de[Em7]feat me / / it won't be long
Till [A7] happiness steps [Dm] up to greet me [G7]

[C] Raindrops keep falling on my [Cmaj7] head / / /
But [C7] that doesn't mean my eyes will [F] soon be turnin' [Em7] red /
[A7] Crying's not for [Em7] me / [A7] cause / [Dm] I'm never gonna
Stop the rain by complainin'

[G7] Because I'm [C] free / / / [F] / Nothin's [G7] worryin' [C] me / / /
[F] / Nothin's [G7] worryin' [C] me / / /
[F] Nothin's [G7] worryin' [C] me / / / [C] [Csus] [C]



39. Runaway – DEL SHANNON

FOUR BEAT FEEL

Start note : D

Strumming pattern : D DUD D DUD

INTRO: [Dm] REPEATED

[Dm] As I walk along I [C] wonder
What went wrong with [Bb] our love
A love that was so [A7] strong / / [A7]

[Dm] And as I still walk on I [C] think of
The things we've done to [Bb]gether
While our hearts were [A7] young / / [A7]

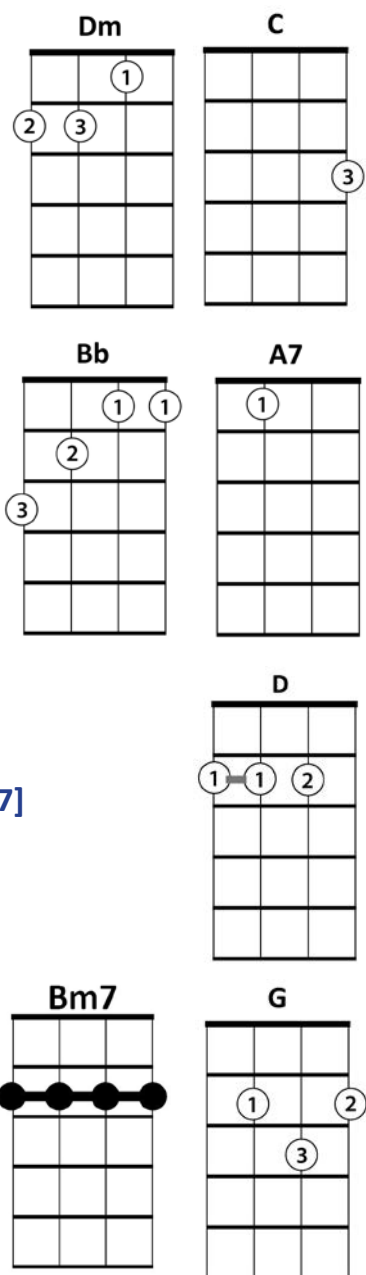
[D] / I'm a-walkin' in the rain
[Bm7] / Tears are fallin' and I feel the pain
[D] / A wishin' you were here by me
[Bm7] / To end this misery

I [D] wonder I wa-wa-wa-wa [Bm7] wonder [Bm7]
[D] Why - y? / / Why-why-why-why [Bm7] why she ran away
And I [G] wonder / / / where she will [A7] stay – ay – ay / /
My little [D] runaway [G] run-run-run-run [D] runaway [D]

[Dm] [Dm] [C] [C] [Bb] [Bb] [A7] [A7] [Dm] [Dm] [C] [C] [Bb] [Bb] [A7] [A7]

[D] / I'm a-walkin' in the rain
[Bm7] / Tears are fallin' and I feel the pain
[D] / A wishin' you were here by me
[Bm7] / To end this misery

I [D] wonder I wa-wa-wa-wa [Bm7] wonder [Bm7]
[D] Why - y? / / Why-why-why-why [Bm7] why she ran away
And I [G] wonder / / / where she will [A7] stay – ay – ay / /
My little [D] runaway [G] run-run-run-run [D] runaway
[G] Run-run-run-run [D] runaway
[G] Run-run-run-run [D] runaway



40. Singing The Blues – MARTY ROBBINS

Start note : G

Strumming pattern : DUD DUD

YELLOW HIGHLIGHT = 2 STRUMS/BEATS

INTRO: 4 STRUMS PER CHORD

[C] [F] [C] [G7] [C] [F] [C]

[G7] / / / Well I [C] never felt more like [F] singin' the blues
'Cause [C] I never thought that [G7] I'd ever lose your [F] love dear
[G7] / Why'd you do me that [C] way / [F] / / [C] / /

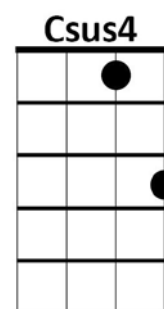
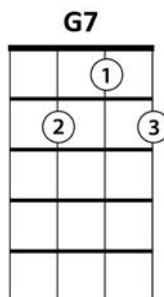
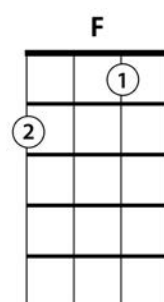
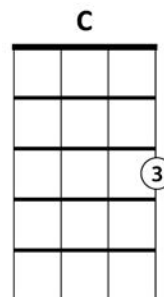
[G7] / / I [C] never felt more like [F] cryin' all night
When [C] everything's wrong and [G7] nothin' ain't right with [F] out you
[G7] / You got me singing the [C] blues / / / [C7]

The [F] moon and stars no [C] longer shine
The [F] dream is gone I [C] thought was mine
There's [F] nothing left for [C] me to do
But [C] cry iy iy iy over [G7] you / / /

[G7] / / / Well I [C] never felt more like [F] runnin' away
But [C] why should I go 'cause [G7] I couldn't stay with [F] out you
[G7] / You got me singing the [C] blues / / / [C7]

The [F] moon and stars no [C] longer shine
The [F] dream is gone I [C] thought was mine
There's [F] nothing left for [C] me to do
But [C] cry iy iy iy over [G7] you / / /

[G7] / / / Well I [C] never felt more like [F] runnin' away
But [C] why should I go 'cause [G7] I couldn't stay with [F] out you
[G7] / You got me singing the [C] blues / / /
[G7] / You got me singing the [C] blues / / /
[G7] You got me singing the [C] blues / [F] / / [C] [Csus] [C]



41. Stand By Your Man – TAMMY WYNETTE

Start note : G

Strumming pattern : DUD DUD

FOUR BEAT FEEL

INTRO: [G] (REPEATED)

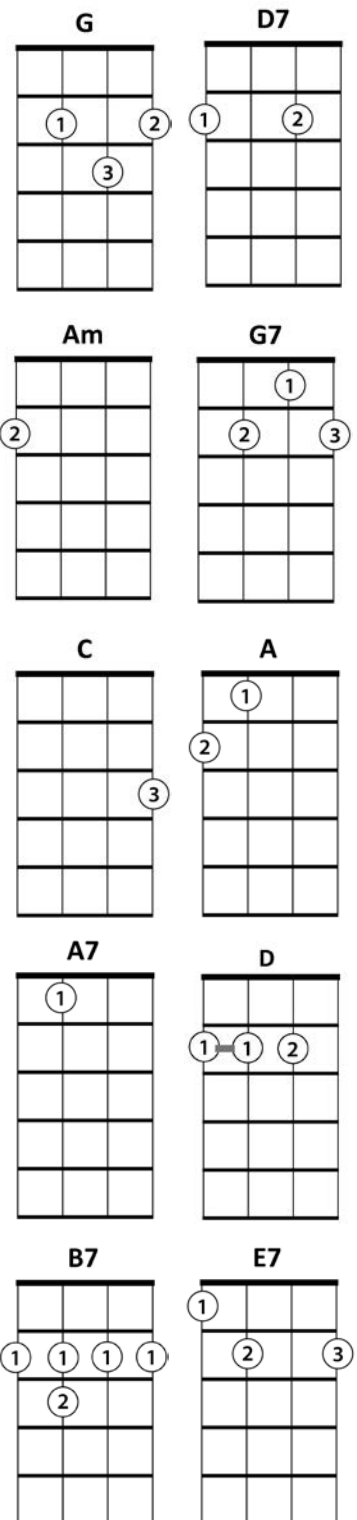
[G] / Sometimes it's hard to be a [D7] woman [D7]
 [Am] / Giving all your [D7] love to just one [G] man / / / [G7]
 [C] / You'll have bad times / / [G] / and he'll have good times / /
 [A] / Doing things that [A7] you don't under[D]stand / / / [D7]

[G] / But if you love him you'll for[D7]give him [D7]
 [Am] / Even though he's [D7] hard to under[G]stand / / / [G7]
 [C] / And if you love him / / [G] / oh be proud of him / /
 [A] / 'Cause after [A7] all he's just a [D] man / / / [D7]

[G] / Stand by your [B7] man / / / [C] / give him two arms to cling to
 [G] / And something [E7] warm to come to
 [A7] When nights are [D7] cold and lonely

[G] / Stand by your [B7] man / / / [C] / and tell the world you love him
 [G] / Keep giving [D7] all the love you [B7] can / / / [E7]
 [C] / / Stand [D7] by your [G] man / / / [D7]

[G] / Stand by your [B7] man / / / [C] / and tell the world you love him
 [G] / Keep giving [D7] all the love you [B7] can / / / [E7]
 [C] / / Stand [D7] by your [G] man / / / [G7]
 [C] / / Stand [D7] by your [G] man / / / [G7]
 [C] / / Stand [D7] by [X] [X] your [G] man / / / [G] [C] [G]



42. Sunday Girl - BLONDIE

FOUR BEAT FEEL

Start note : G

Strumming pattern : D DUD D DUD

YELLOW HIGHLIGHT = 2 STRUMS

INTRO: [C] REPEATED

[C] I know a [F] girl [G7] from a [C] lonely street [F] cold as [G7] ice cream
But [C] still as sweet [F] dry your [G7] eyes Sunday [C] girl / / / [C]
[C] Hey I saw your [F] guy [G7] with a [C] different girl
[F] Looks like [G7] he's in a [C] nother world
[F] Run and [G7] hide Sunday [C] girl / / / [C]

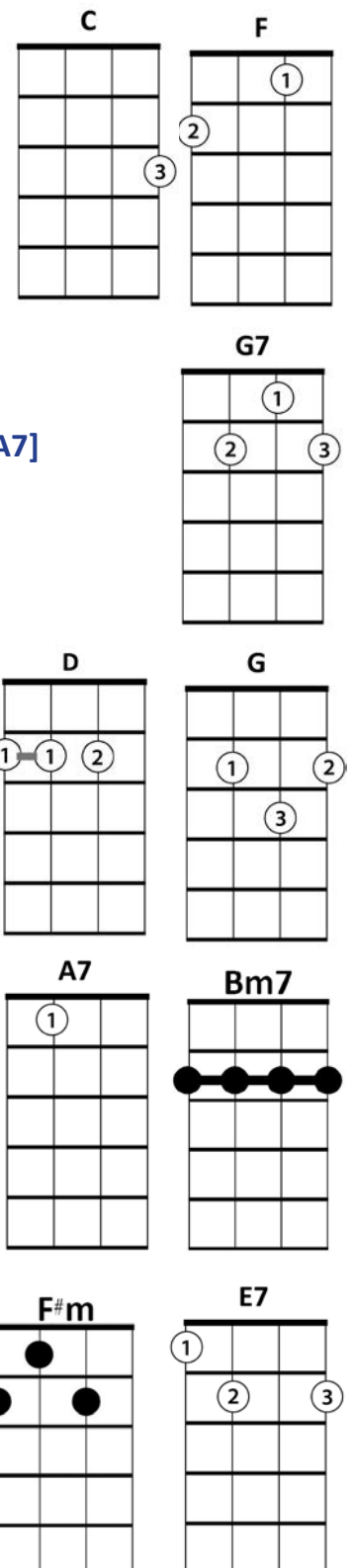
[F] Hurry up hurry up and wait I stay a [C] way all week and still I wait /
I [F] got the blues / please come see [D] what your lovin' [G] means to me / [A7]

[D] She / can't / [G] catch [A7] up with the [D] working crowd
The [G] weekend [A7] mood and she's [D] feeling proud
[G] Live in [A7] dreams Sunday [D] girl / / / [D]
[D] Baby [G] I would [A7] like to go [D] out tonight
If I [G] go with [A7] you my folks will [D] get uptight
[G] Stay at [A7] home Sunday [Bm7] girl / / /
[Bm7] / / Ooo Ooo [F#m] Ooo / / / [F#m] [E7] [G] [A] [A7]

[D] Hey I saw your [G] guy [A7] with a [D] different girl
[G] Looks like [A7] he's in a [D] nother world
[G] Run and [A7] hide Sunday [D] girl / / / [D]
[D] When / I / [G] saw you a [A7] gain in the [D] summertime
[G] If your [A7] love was as [D] sweet as mine
[G] I could [A7] be Sunday's [D] girl / / / [D]

[G] Hurry up hurry up and wait I stay a [D] way all week and still I wait /
I [G] got the blues / please come see [D] what your lovin' means to me
Hurry [G] up! / / Hurry up hurry up and wait [D]
[D] / / / Hurry [G] up! / / Hurry up hurry up and wait [D] [D]

[G] Hurry up hurry up and wait I stay a [D] way all week and still I wait /
I [G] got the blues / please come see [D] what your lovin' means to me
Hurry [G] up! / / Hurry up hurry up and wait [D]
[D] / / / Hurry [G] up! / / Hurry up hurry up and wait [D] / / / / [D]



43. Suspicious Minds – MARK JAMES/ELVIS PRESLEY

FOUR BEAT FEEL

Start note : E

Strumming pattern : D DUDUDU

YELLOW HIGHLIGHT = 2 STRUMS/BEATS

INTRO: [C] REPEATED

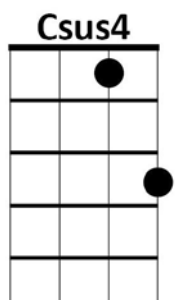
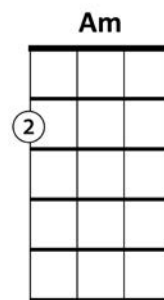
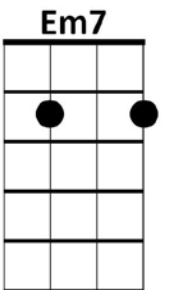
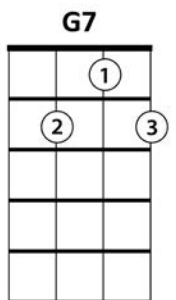
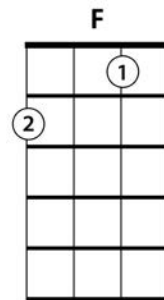
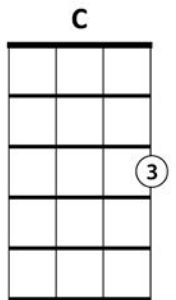
[C] / We're caught in a trap / / / [F] / I can't walk out / / /
[G7] / Because I [F] love you too much [C] ba - a - by / [C]
[C] / Why can't you see / / / [F] / what you're doing to me / / /
[G7] / When you don't be[F]lieve a word I [G7] say / [F] ay / [Em7] / [G7] /

[F] / We can't go [C] on together
[Em7] / With suspicious [F] minds / [G7] /
[Am] / And we can't [Em7] build our dreams
[F] / On suspicious [G7] mi - inds [G7]

[C] / Should an old friend I know / / / [F] / stop me and say hello / / /
[G7] / Would I still [F] see suspicion [C] in your eyes? [C]
[C] / Here we go again / / / [F] / asking where I've been / / /
[G7] / You can't [F] see the tears I'm [G7] cry / [F] ing / [Em7] / / [G7] / /

[F] / We can't go [C] on together
[Em7] / With suspicious [F] minds / [G7] / /
[Am] / And we can't [Em7] build our dreams [F] / On suspicious [G7] mi - inds [G7]

[F] / We can't go [C] on together
[Em7] / With suspicious [F] minds / [G7] / /
[Am] / And we can't [Em7] build our dreams
[F] / On suspicious [G7] mi - inds [G7] [C] / / / [C] [Csus4] [C]



44. Sway – DEAN MARTIN

MAINLY TWO STRUMS

YELLOW HIGHLIGHT = 4 STRUMS

INTRO: [Dm] / [E7] / [Dm] / [E7] / [Am] / / /

[Am] When marimba rhythms [Dm] start to [E7] play

[Dm] Dance with [E7] me [Am] make me sway

[Am] Like a lazy ocean [Dm] hugs the [E7] shore

[Dm] Hold me [E7] close [Am] sway me more

[Am] Like a flower bending [Dm] in the [E7] breeze

[Dm] bend with [E7] me [Am] sway with ease

[Am] When we dance you have a [Dm] way with [E7] me

[Dm] Stay with [E7] me [Am] sway with me

[Am] Other dancers may [G7] be on the floor

[G7] / But my eyes dear will [C] see only you

[C] / Only you have the [E7] magic technique

[E7] / When we sway I go [Am] weak

[Am] I can hear the sounds of [Dm] vi-o[E7]lins

[Dm] Long be[E7]fore [Am] it begins

[Am] Make me thrill as only [Dm] you know [E7] how

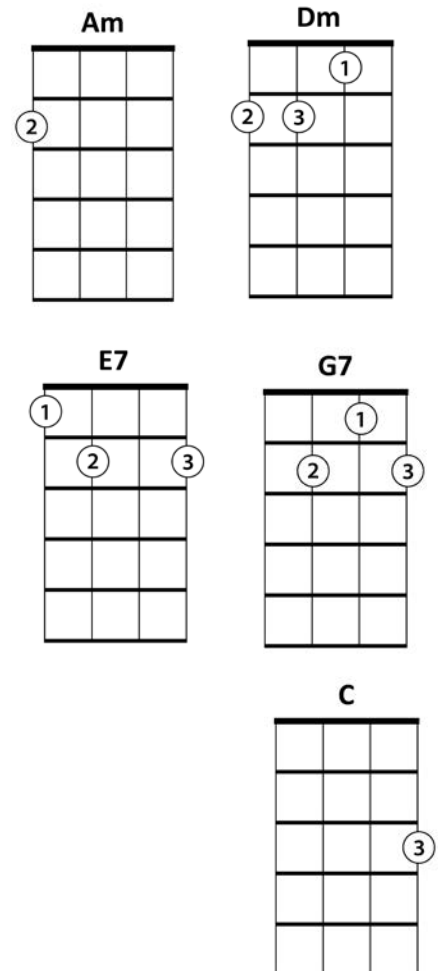
[Dm] Sway me [E7] smooth [Am] sway me now

REPEAT ALL FROM 'When marimba....' THEN:

[Am] [E7] [Am]

Start note : E

Strumming pattern : D DUD



45. The Glory Of Love – BENNY GOODMAN

Start note : B

Strumming pattern : D DUD

MAINLY TWO STRUMS

YELLOW HIGHLIGHT = 4 STRUMS

INTRO: [G] / [Em7] / [Am7] / [D7] / [G] / [Em7] / [Am7] /

[D7] / You've got to [G] give a little / [D7] take a little /
[G] / Let your [G7] poor heart [C] break a little /
[G] / That's the [Em7] story of [Am7] / that's the [D7] glory of [G] love /

[Em7] // [Am7] //

[D7] / You've got to [G] laugh a little / [D7] cry a little /
[G] / Before the [G7] clouds roll [C] by a little /
[G] / That's the [Em7] story of [Am7] / that's the [D7] glory of [G] love /

[Cm7] / [G] /

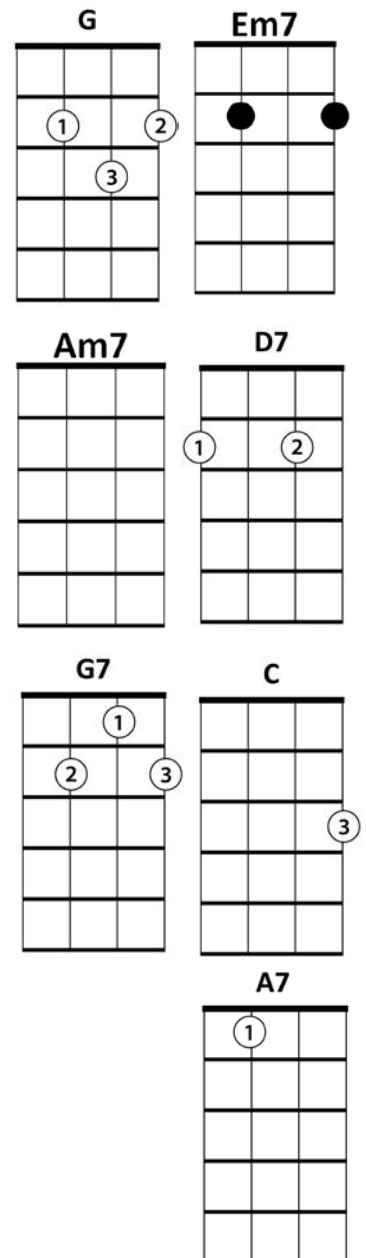
[G7] / As [C] long as there's the [C] two of us /
We've got the [G] world and [C] all it's [Dm] charms /
[G7] / And [Cm7] when the world is [Cm7] through with us //
[A7] We've got each other's [Am7] arms /

[D7] / You've got to [G] win a little / [D7] lose a little /
[G] / And always [G7] have the [C] blues a little /
[G] / That's the [Em7] story of [Am7] / that's the [D7] glory of [G] love /

[Cm7] / [G] /

[G7] / As [C] long as there's the [C] two of us /
We've got the [G] world and [C] all it's [Dm] charms /
[G7] / And [Cm7] when the world is [Cm7] through with us //
[A7] We've got each other's [Am7] arms /

[D7] / You've got to [G] win a little / [D7] lose a little /
[G] / And always [G7] have the [C] blues a little /
[G] / That's the [Em7] story of [Am7] / that's the [D7] glory of
[G] / That's the [Em7] story of [Am7] / that's the [D7] glory of
[G] / That's the [Em7] story of [Am7] / That's the [D7] glory of [G] love // / [G] [C] [G]



46. World Without Love – PETER AND GORDON

FOUR BEAT FEEL

Start note : D

Strumming pattern : D DUD

YELLOW HIGHLIGHT = 2 STRUMS/BEATS

INTRO: [G] REPEATED

[G] Please lock me a[B7]way / / and [Em7] don't allow the day / /
Here in[G]side / / where I [Cm7] hide / / with my [G] loneliness /
[G] / / / I don't [Am] care what they say I won't [D7] stay
In a world without [G] love / / / [Cm7] / / [D7] / /

[G] Birds sing out of [B7] tune / / and [Em7] rain clouds hide the moon / /
I'm O[G]K / / here I [Cm7] stay / / with my [G] loneliness /
[G] / / / I don't [Am] care what they say I won't [D7] stay
In a world without [G] love / / / [G7]

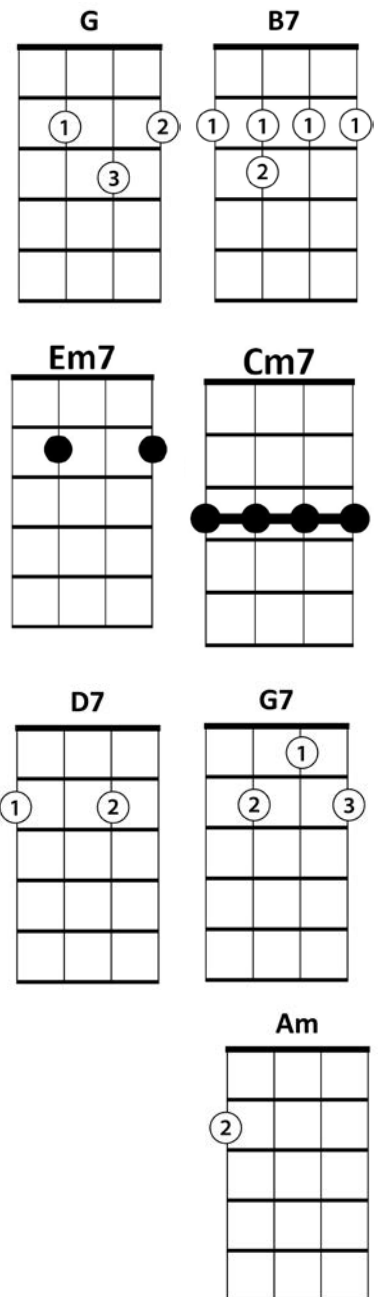
[Cm7] / So I wait and in a while
[G] / I will see my true love smile
[Cm7] / She may come I know not when
[Am] / When she does I'll [D7] know so baby until

[G] Then lock me a[B7]way / / and [Em7] don't allow the day / /
Here in[G]side / / where I [Cm7] hide / / with my [G] loneliness /
[G] / / / I don't [Am] care what they say I won't [D7] stay
In a world without [G] love / / / [Cm7] / / [D7] / /

[G] Please lock me a[B7]way / / and [Em7] don't allow the day / /
Here in[G]side / / where I [Cm7] hide / / with my [G] loneliness /
[G] / / / I don't [Am] care what they say I won't [D7] stay
In a world without [G] love / / / [G7]

[Cm7] / So I wait and in a while
[G] / I will see my true love smile
[Cm7] / She may come I know not when
[Am] / When she does I'll [D7] know so baby until

[G] Then lock me a[B7]way / / and [Em7] don't allow the day / /
Here in[G]side / / where I [Cm7] hide / / with my [G] loneliness /
[G] / / / I don't [Am] care what they say I won't [D7] stay
In a world without [G] love / / / [D7] / In a world without [G] love / / /
[D7] In a world without [G] love / / / [G] [C] [G]



47. Yes Sir I Can Boogie - BACCARA

FOUR BEAT FEEL

Start note : E

Strumming pattern : D DUDUDU

INTRO: [C] [E7] [Am] [D] [C] [G] [Am] [E7]

[C] Mister / / / [E7] / your eyes are full of hesi[Am]tation / / /
 [D] / / / Sure makes me [C] wonder / / /
 [G] / If you know what you're looking [Am] for / / / [E7]

[C] Baby / / / [E7] / I want to keep my repu[Am]tation / / /
 [D] / / / I'm a sen[C]sation / / /
 [G] / You try me once you'll beg for [Am] more / / / [Am]

[C] Yes sir / / I can [E7] boogie / / but I [F] need a certain song / /
 I can [C] boogie / / boogie [E7] woogie / / all night [A] long / / / [A]
 [C] Yes sir / / I can [E7] boogie / / if you [F] stay you can't go wrong / /
 I can [C] boogie / / boogie [E7] woogie / / all night [A] long / / / [A]

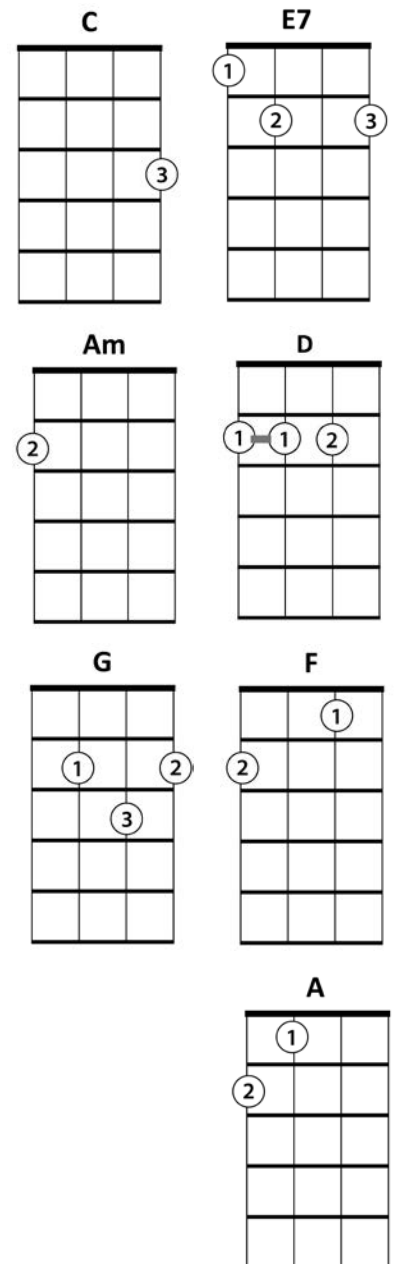
[C] No sir / / / [E7] / I don't feel very much like [Am] talking / / /
 [D] / / / No neither [C] walking / / /
 [G] / You wanna know if I can [Am] dance / / / [E7]

[C] Yes sir / / / [E7] / I already told you in the [Am] first verse / / /
 [D] / / / And in the [C] chorus / / /
 [G] / But I will give you one more [Am] chance / / / [Am] oh! / / /

[C] Yes sir / / I can [E7] boogie / / but I [F] need a certain song / /
 I can [C] boogie / / boogie [E7] woogie / / all night [A] long / / / [A]
 [C] Yes sir / / I can [E7] boogie / / if you [F] stay you can't go wrong / /
 I can [C] boogie / / boogie [E7] woogie / / all night [A] long / / / [A]

[C] [E7] [F] [F]
 [C] [E7] [A] [A]

[C] Yes sir / / I can [E7] boogie / / but I [F] need a certain song / /
 I can [C] boogie / / boogie [E7] woogie / / all night [A] long / / / [A]
 [C] Yes sir I can [E7] boogie / / if you [F] stay you can't go wrong / /
 I can [C] boogie / / boogie [E7] woogie / / all night [A] long / / / [A] / / / O [A] le!



48. Yes Sir That's My Baby – ACE BRIGODE/EDDIE CANTOR

INTRO: TURNAROUND (4 BEATS ON EACH CHORD)

Start note : G

Strumming pattern : D DU D DU

[C] Yes sir that's my baby [G7] no sir don't mean "maybe"
Yes sir that's my baby [C] now / / / [C]

[C] Yes ma'am we've decided [G7] no ma'am we won't hide it
Yes ma'am you're invited [C] now / / /

[C] / / By the [C7] way / / / [C7] / / by the [F] way / / /
[F] / / When we [D7] reach the preacher I'll [G7] say / / / [G7] (with feeling)

[C] Yes sir that's my baby [G7] no sir don't mean "maybe"
Yes sir that's my baby [C] now / / / [C]

[C] Well well "lookit" that baby [G7] do tell don't say "maybe"
Hell's bells won't she cause some [C] row? / / /

[C] / / Pretty [C7] soon / / / [C7] / / pretty [F] soon / / /
[F] / / We will [D7] hear that Lohengrin [G7] tune / / / [G7] (I'm sayin')

[C] Who for should she be sir [G7] no one else but me sir
Yes sir that's my baby [C] now / / / [C]

[C] Yes ma'am we've decided [G7] no ma'am we won't hide it
Yes ma'am you're invited [C] now / / / [C]

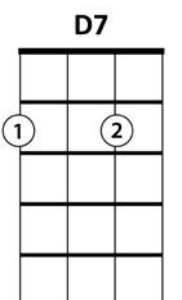
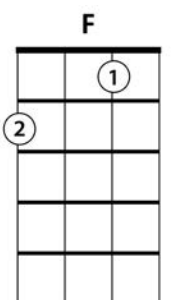
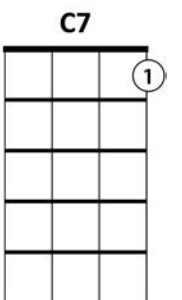
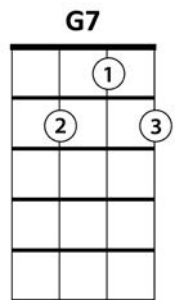
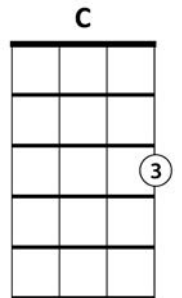
[C7] [C7] [F] [F] [D7] [D7] [G7] / / / / [G7] [X] [X] [X]

[C] Yes sir that's my baby [G7] no sir I don't mean maybe
Yes sir that's my baby [C] now / / / [C]

[C] Yes sir that's my baby [G7] no sir I don't mean maybe
Yes sir that's my baby [C] now / / / [C]

[G7] Yes sir that's my baby [C] now / / / [C]

[G7] Yes sir that's my baby [C] now / / / [C] [Csus] [C]



49. You're Sixteen – JOHNNY BURNETTE

FOUR BEAT FEEL

Start note : C

Strumming pattern : D DUD D DUD

INTRO: [C] REPEATED

You come [C] on like a dream [E7] peaches and cream
[F] Lips like strawberry [C] wine
You're six[D7]teen you're [G7] beautiful and you're [C] mine / / /

[G7] / / You're all [C] ribbons and curls [E7] oh what a girl
[F] Eyes that twinkle and [C] shine
You're six[D7]teen you're [G7] beautiful and you're [C] mine / / / [C]

[E7] / You're my baby / you're my pet
[A7] / We fell in love on the night we met
You [D7] touched my hand my heart went pop
And [G7] ooh when we kissed I [G7] could not stop

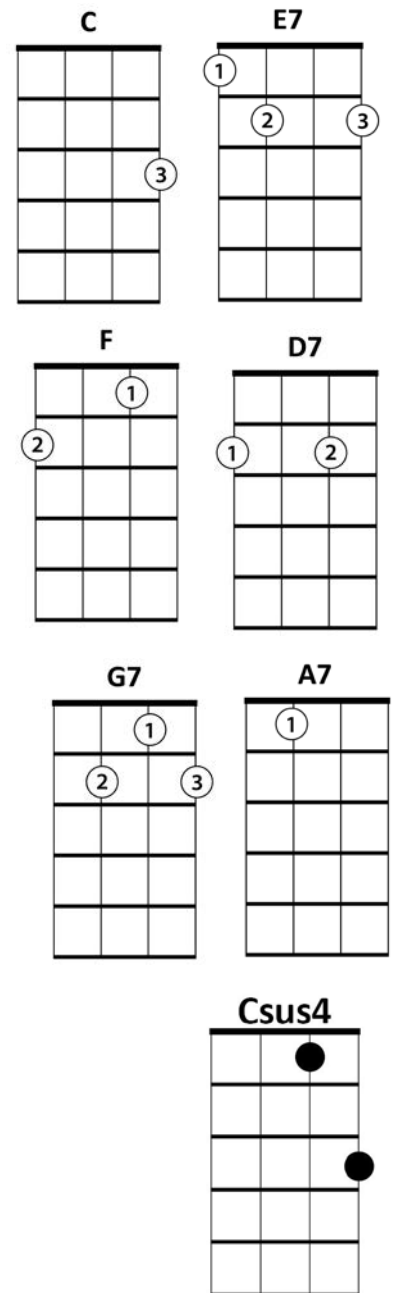
You walked [C] out of my dreams [E7] into my arms
[F] Now you're my angel di[C]vine
You're six[D7]teen you're [G7] beautiful and you're [C] mine / / / [G7]

[C] / / / / [E7] / / / / [F] / / / / [C] / /

You're six[D7]teen you're [G7] beautiful and you're [C] mine / / / [C]

[E7] / You're my baby / you're my pet
[A7] / We fell in love on the night we met
You [D7] touched my hand my heart went pop
And [G7] ooh when we kissed I [G7] could not stop

You walked [C] out of my dreams [E7] into my arms
[F] Now you're my angel di[C]vine
You're six[D7]teen you're [G7] beautiful and you're [C] mine / / /
[A7] / / You're six[D7]teen you're [G7] beautiful and you're [C] mine / / /
[A7] / / You're six[D7]teen you're [G7] beautiful and you're [C] mine / / / [C] [Csus4] [C]



50. You Are My Sunshine – JIMMIE DAVIS AND CHARLES MITCHELL

INTRO: (FOUR BEATS PER CHORD) [C] [C] [C]

Start note : G

Strumming pattern : D DUD D DUD

[C] You are my [C] sunshine my only [C7] sunshine
 You make me [F] happy when skies are [C] grey / / /
 [C7] / You'll never [F] know dear how much I [C] love you
 [Am] / / Please don't [C] take / / my [G7] sunshine a[C]way / / /

[C] / The other [C] night dear as I lay [C7] sleeping
 I dreamed I [F] held you in my [C] arms / / /
 [C7] / But when I a[F]woke dear I was mis[C]taken
 [Am] / / So I [C] hung / / my [G7] head and I [C] cried / / /

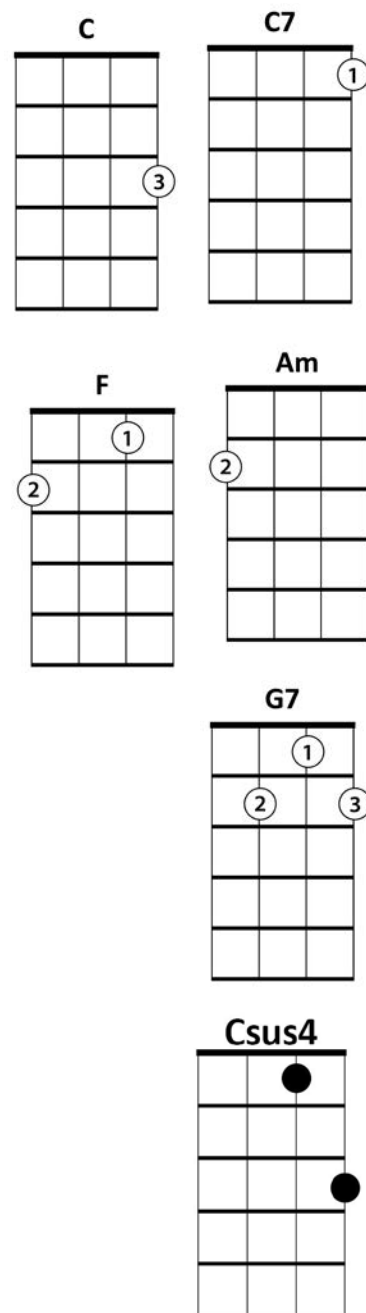
[C] You are my [C] sunshine my only [C7] sunshine
 You make me [F] happy when skies are [C] grey / / /
 [C7] / You'll never [F] know dear how much I [C] love you
 [Am] / / Please don't [C] take / / my [G7] sunshine a[C]way / / /

[C] / I'll always love you and make you [C7] happy
 If you will [F] only say the [C] same / / /
 [C7] / But if you [F] leave me and love a[C]nother
 [Am] / / You'll re[C]gret it [G7] all / / some [C] day / / /

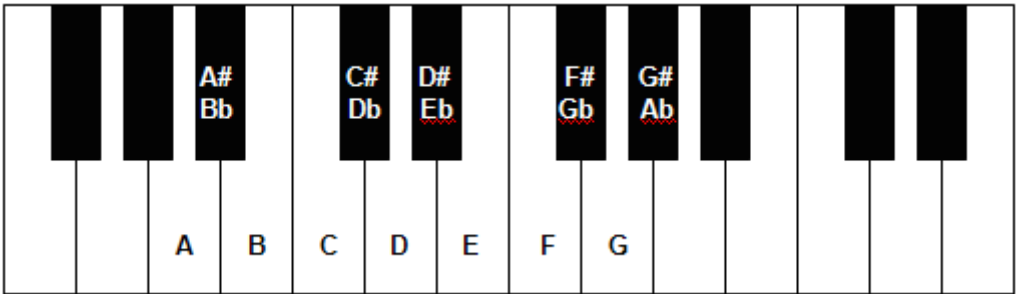
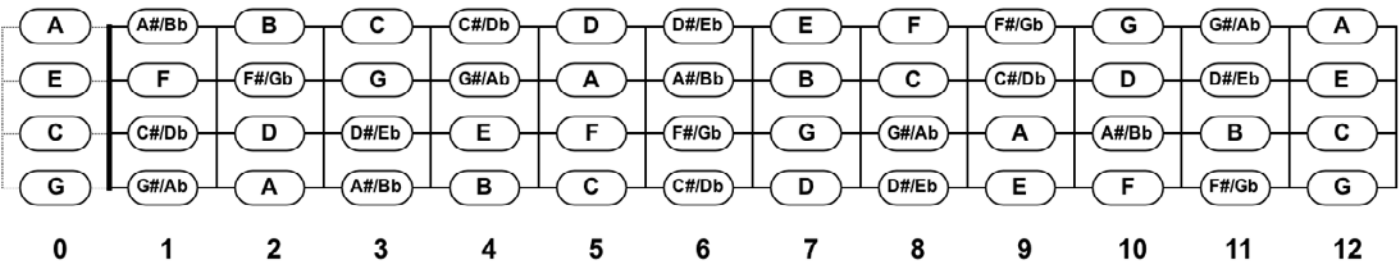
[C] You are my [C] sunshine my only [C7] sunshine
 You make me [F] happy when skies are [C] grey / / /
 [C7] / You'll never [F] know dear how much I [C] love you
 [Am] / / Please don't [C] take / / my [G7] sunshine a[C]way / / /

[C] / You told me once dear you really [C7] loved me
 And no one [F] else could come be[C]tween / / /
 [C7] / But now you've [F] left me and love a[C]nother
 [Am] / / You have [C] shattered [G7] all of my [C] dreams / / /

[C] You are my [C] sunshine my only [C7] sunshine
 You make me [F] happy when skies are [C] grey / / /
 [C7] / You'll never [F] know dear how much I [C] love you
 [Am] / / Please don't [C] take / / my [G7] sunshine a[C]way / / /
 [Am] / / Please don't [C] take / / my [G7] sunshine a[C]way / / /
 [Am] / / Please don't [C] take [X] [X] my [G7] sunshine a[C]way / / / [C] [Csus] [C]



Finding notes on the ukulele



You can contact us by visiting our website :
www.ukeboxglory.wix.com/ukeboxglory
 or use Google to search for Uke Box Glory

