

*Pick 'n' Mix*

**UKE BOX GLORY**

**NOODLING 3**

## CONTENTS

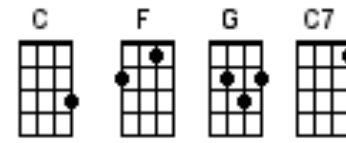
1. 10 / 10
2. A Horse with no name
3. A Million Dreams
4. A Thousand Years
5. Across the Universe
6. All you need is love
7. Another Day
8. Believer
9. California Dreamin'
10. Chance
11. Chasing Cars
12. Danny's Song
13. Day Tripper
14. Don't think twice
15. Eleanor Rigby
16. Emmylou
17. Everyone's gone to the moon
18. Faith
19. Feel it still
20. Footloose
21. Golden Slumbers
22. Ha Ha said the Clown
23. Happy
24. Havana
25. Have I the right
26. Hey Jude
27. I Hey there Delilah
28. Hotel California
29. Human
30. I don't know my name
31. I have a dream
32. I knew you were trouble
33. I predict a riot
34. If you wanna come back
35. Imagine
36. Kiss from a Rose
37. Knock on Wood
38. Love will tear us apart
39. Monday Monday
40. Oh Mary don't you weep
41. One day like this
42. Paradise
43. Perfect
44. Photograph
45. Picture This
46. Rain
47. Roll to me
48. She's so lovely
49. Shotgun
50. Something
51. Strawberry Fields
52. Sway
53. Sweet Dreams
54. The Air that I Breathe
55. The Boulevard of Broken Dreams
56. The Cave
57. The Garden Song
58. This is how it feels
59. The Shape of you
60. The way I tend to be
61. This is me
62. This Town
63. Try
64. Wake me up
65. Waterfall
66. Weather with you
67. What's up
68. Yellow
69. You and me
70. You've got a friend in me

# 10 out of 10 (Same key as original)

Paolo Nutini

<https://www.youtube.com/watch?v=MKTZUvQ1O1o> original

<https://www.youtube.com/watch?v=6S5L65RGkr0> tutorial



Start Note D

## Intro and Outro

A - - - - - | 2 - - 2-2 - 3 - - - |  
 E 0 - - 0-0 - 1 - - - | 1 - - 1-1 - 0 - - - |  
 C 0 - - 0-0 - 2 - - - | - - - - - |  
 G - - - - - | - - - - - |  
 <[C]> <[C]><[C]> <[F]> <[G]> <[G]><[G]> <[F]>

A - -0 - - 0 - - - - | - -0 - - 0- - - - | - -0 - - 0 -0-5-3 - | 3 - 7-5 - -3-0- - - - - |  
 E 0-3-3-0-3-3-0-3 - | 0-3-3-0-3-3-0 - - | 0-3-3-0-3-3 - - - - | - - - - - 3-0 - - - |  
 C - - - - - -2 - | - - - - - -2-0 | - - - - - - - - - | - - - - - - - - 2-0 |  
 G - - - - - - - - | - - - - - - - - | - - - - - - - - - | - - - - - - - - - |  
 [C] [G] [C] [F] [G] [C]

(Calypso strum with chunk D Ch u u Ch u)

[G] / All the people wanna try you girl And I [C] hope you tell them where to go ///

/ Cos I've [G] got so much here, to offer, girl

Oh I [C] love you more than you can [C7] know

Some people wanna [F] speed it up /// In fact I want to [C] slow it down //

I wanna get my-[F] self dressed up /// And take you out [G] on the town / [G7]

I'll be your [C] model pupil tonight, babe, I wanna [F] get ten [G] out of [C] ten ///

I'll be your [C] model pupil tonight, babe, I wanna [F] get ten [G] out of [C] ten ///

## INSTRUMENTAL

A 3 - 2 - 0 - - - - - 3 - 2 - 0 - - - - [F] get ten [G] out of [C] ten ///

E - - - - - 3 - 0 - - - - - 3 - 0

A 3 - 2 - 0 - - - - - 3 - 2 - 0 - - - - [F] get ten [G] out of [C] ten ///

E - - - - - 3 - 0 - - - - - 3 - 0

[G] / Everybody's got opinions, girl Their own [C] versions of a good idea ///

But the [G] best one I can think of now is to [C] make sure that I keep you [C7] near

And I know I've got to [F] keep it up /// Cos I can see you're [C] feeling down //

I wanna get my-[F] self dressed up /// And take you out [G] on the town / [G7]

I'll be your [C] model pupil tonight, babe, I wanna [F] get ten [G] out of [C] ten ///

I'll be your [C] model pupil tonight, babe, I wanna [F] get ten [G] out of [C] ten //

Get an [C] A in the taxi, A in the restaurant [F] get ten [G] out of [C] ten //

Get an [C] A in the kitchen and an A in the bedroom [F] I get ten [G] out of [C] ten ///

A - -0 - - 0 - - - - | - -0 - - 0- - - - | - -0 - - 0 -0-5-3 - | 3 - 7-5 - -3-0- - - - - |  
 E 0-3-3-0-3-3-0-3 - | 0-3-3-0-3-3-0 - - | 0-3-3-0-3-3 - - - - | - - - - - 3-0 - - - |  
 C - - - - - -2 - | - - - - - -2-0 | - - - - - - - - - | - - - - - - - - 2-0 |  
 G - - - - - - - - | - - - - - - - - | - - - - - - - - - | - - - - - - - - - |  
 [C] [G] [C] [F] [G] [C]

[C] You make it out of [F] nothing,

And turned it into [G] something And give to you all for [C] free.

## Outro Slower with downstrums

Be a [C] model pupil to-[F] night, [G] get ten out of [C] te-en.

# A Horse with no name (Same key as original)

America (1967)

<https://www.youtube.com/watch?v=zSAJ0l4OBHM> Original

Start Note B

Instrumental

A 0-2 - 5 - 4-2-0-0 | - 0-2 - 5 - 4 - | 0-2 - 5 - 4-2-0-0 | - 0 - 2 - 5 - 4 |  
 E - - - - - | 2 - - - - - | - - - - - | 2 - - - - - |  
 C - - - - - | - - - - - | - - - - - | - - - - - |  
 G - - - - - | - - - - - | - - - - - | - - - - - |  
 [Em] [D] [Em] [A7] [Em] [D] [Em] [A7]

Play all chords barred on 2nd fret

[Em] D du udu [D6] dudu udu

On the [Em] first part of the [D6] journey //  
 I was [Em] looking at all the [D6] life /  
 There were [Em] plants and birds and [D6] rocks and things,  
 There was [Em] sand and hills and [D6] rings ///  
 The [Em] first thing I met was a [D6] fly with a buzz,  
 and the [Em] sky - with no [D6] clouds ///  
 The [Em] heat was hot and the [D6] ground was dry  
 But the [Em] air was full of [D6] sound ///

CHORUS

I've [Em] been through the desert on a [D] horse with no name  
 It felt [Em] good to be out of the [D] rain //  
 In the [Em] desert you can re-[D] member your name  
 cos there [Em] ain't no one for to [D] give you no pain /

A 0-2 - 5 - 4-2-0-0 | - 0-2 - 5 - 4 - | 0-2 - 5 - 4-2-0-0 | - 0 - 2 - 5 - 4 |  
 E - - - - - | 2 - - - - - | - - - - - | 2 - - - - - |  
 C - - - - - | - - - - - | - - - - - | - - - - - |  
 G - - - - - | - - - - - | - - - - - | - - - - - |  
 [Em] [D] [Em] [A7] [Em] [D] [Em] [A7]

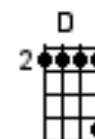
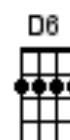
La [Em] la / la / la-[D] la-la laa la-la [Em] la / la / [A7] la //  
 La [Em] la / la / la-[D] la-la laa la-la [Em] la / la / [A7] la //

After [Em] two days / in the [D6] desert sun /  
 My [Em] skin began to turn [D6] red //  
 After [Em] three days / in the [D6] desert fun,  
 I was [Em] looking at a river [D6] bed //  
 And the [Em] story it told about a [D6] river that flowed,  
 Made me [Em] sad / to think it was [D6] dead //  
 You see.. CHORUS

Instrumental

After [Em] nine days / I let the horse run [D6] free  
 Cos the [Em] desert had turned to [D6] sea //  
 There were [Em] plants and birds and [D6] rocks and things,  
 There was [Em] sand and hills and [D6] rings ///  
 The [Em] ocean is a desert with its [D6] life underground,  
 and the [Em] perfect disguise a-[D6] bove //  
 Under the [Em] cities / lies a [D6] heart full of ground  
 But the [Em] humans will give no [D6] love //  
 You see . . . . CHORUS

(Slower) La [Em] la / la / la-[D] la-la laa la-la [Em] la / la / [A7] la //



# A Million Dreams (Same key as original)

The Greatest Showman (2017)

<https://www.youtube.com/watch?v=pSQk-4fddDI>

Start Note B

Fingerpick for intro and verse

*Riff*

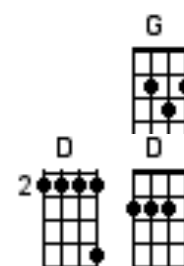
A - 2 - 2 | - 2 - 2 | - 0 - 0 | - 0 - 0 | - 5 - 5 | - 3 - 3 | - 3 - 2 | - 2 - 2 | - 2 - 2  
E 3 - 3 - | 3 - 3 - | 2 - 2 - | 2 - 2 - | 0 - 0 - | 0 - 0 - | 0 - 0 - | 3 - 3 - | 3 - 3 -  
C - - - | - - - | - - - | - - - | - - - | - - - | - - - | - - - | - - -  
G - - - | - - - | - - - | - - - | - - - | - - - | - - - | - - - | - - -

I close my

A - 2 - 2 | - 2 - 2 | - 0 - 0 | - 0 - 0 | - - - | - - - | - - - | - - - |  
E 3 - 3 - | 3 - 3 - | 2 - 2 - | 2 - 2 - | - 3 - 3 | - 3 - 3 | - 3 - 3 | - 3 - 3 |  
C - - - | - - - | - - - | - - - | 0 - 0 - | 0 - 0 - | 0 - 0 - | 0 - 0 - |  
G - - - | - - - | - - - | - - - | - - - | - - - | - - - | - - - |

Strum pattern D D Ch u u uD Du

I close my [G] eyes / and I can [D] see /  
A world that's [C] waiting up for [G] me / That I [D] call / my / [C] own ///  
[G] / Through the dark / through the [D] door /  
Through where [C] no-one's been be-[G]fore /  
But it [D] feels like [C] home // [Am] //

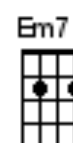
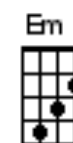
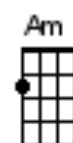


## PRE-CHORUS

[D] / They can say / they can [G] say it all sounds [C] crazy /// [C]  
[D] / They can say / they can [Em] say I've lost my [C] mind /// [Am] ////  
[D] / I don't care / I don't care / so call me [C] crazy /// [C]  
[D] / We can live in a [G] world that we de-[C] sign /// Cause

## CHORUS

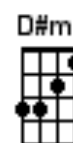
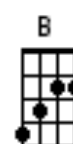
[G] Every night I lie in bed / the [D] brightest colours fill my head /  
A [Am] million dreams are keeping me a-[C]wake /// [C]  
I [G] think of what the world could be / a [D] vision of the one I see /  
A [Am] million dreams is all it's gonna t-[C]ake /// I /  
A million dreams for the [G] world we're gonna make (*Riff starts*)



[G] There's a [G] house we can [D] build  
Every [C] room inside is [G] filled with things from [D] far / a- / [C] way ///  
The [G] special things I com-[D] pile /  
[C] Each one there to make you [G] smile on a rain-[D]y [C] day / [Am] /

## PRE-CHORUS

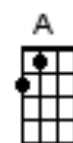
[D] / They can say / they can [G] say it all sounds [C] crazy /// [C]  
[D] / They can say / they can [Em] say we've lost our [C] minds /// [Am] ////  
[D] / I don't care / I don't care / so call me [C] crazy /// [C]  
[D] / Runaway to a world that [G] we de-[C] sign /// Cause



## CHORUS (no riff)

## BRIDGE

[Em] However [B] big / however [Em7] small / let me be [Em] part of it [A] all ///  
Share you're [G] dreams // with me ///  
[Em] / You may be [B] right / you may be [Em7] wrong /  
But say that you'll [Em] bring / me a-[A] long //  
To the [Am] world / you'll / [G] see //  
To the world I [C] close my eyes // to see / I close my [G] eyes // to [D] see /// [D]



## CHORUS

[D] [Em] [D] [Em] [D] [Em] [D] [C] [G] [D] [Am] [G] [D] [C] [Am]

# A Thousand Years (Same key as original)

The Greatest Showman (2017)

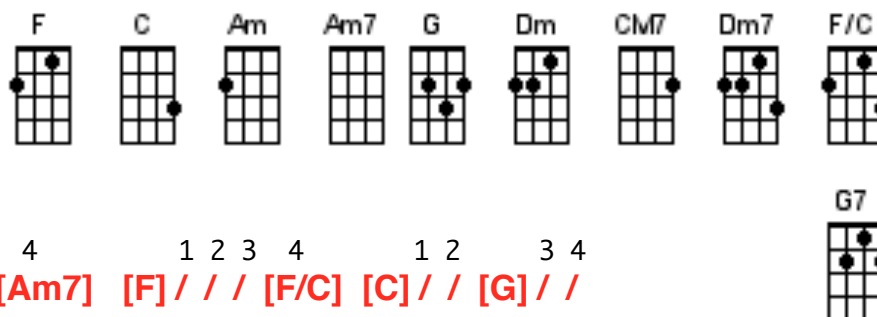
<https://www.youtube.com/watch?v=CO311qqNwHk> Original

Start Note C

3 4 time

Pattern

A - - - 0 - - - -  
E - 0 - - - 0 - -  
C 0 - - - - - - -  
G - - 0 - 0 - - -



Slow single down strums

1 2 3 4 1 2 3 4 1 2 3 4 1 2 3 4

[C] / / / [Cmaj7] [Am] / / / [Am7] [F] / / / [F/C] [C] / / [G] / /

Pattern

[F] Heart / beats / fast / colours and [C] pro- / mis / es /  
How to be [Am] brave / how can I [G] love / when I'm /  
A-[F]raid / to / fall / watching you [C] stand / a- / lone /  
All of my [Am] doubt / suddenly [G] goes a-[C] way some [Dm] how / / /

[Dm] One / [G7] step / [C] clos- / / [G7] er / / /

Double speed

[C] I have died / everyday / waiting [Em] for you /  
[C] Darlin' don't / be afraid / [F] I / have [C] loved you / for a [F] thou- / / sand years /  
I'll love you for a [Dm7] thou- / sand / [G] more / / /

[C] Time / stands / still / beauty in [F] all / she / is /  
I will be [Am] brave / I will not [G] let / / an- / y[C]thing / / /  
[F] Take / a- / way / standing in [C] front / of / me /  
Every [Am] breath / every [G] hour has [C] come to [Dm] this / / /

[Dm] One / [G7] step / [C] clos- / / [G7] er / / /

Double speed

[C] I have died / everyday / waiting [Em] for you /  
[C] Darlin' don't / be afraid / I / have [C] loved you / for a [F] thou- / / sand years /  
I'll love you for a [Dm7] thou- / sand / [G] more / / /

And [C] all along / I believed / I / would [Em] find you /  
[C] Time has brought / heart to me /  
[F] I / have [C] loved you for a [F] thou- / / sand years  
I'll love you for a [Dm7] thou- / sand / [G] more / / /

1 2 3 4 1 2 3 4 1 2 3 4 1 2 3 4

[C] / / [Cmaj7] [Am] / / [Am7] [F] / / [F/C] [C] / [G] /

[F] One / [G7] step / [Am] clos- / / / / [G7] er / / /

[Dm] One / [G7] step / [C] clos- / / / / [G7] er / / /

Double speed

[C] I have died / everyday / waiting [Em] for you /  
[C] Darlin' don't / be afraid / I / have [C] loved you / for a [F] thou- / sand years /  
I'll love you for a [Dm7] thou- / sand / [G] more / / /

And [C] all along / I believed / I / would [Em] find you /  
[C] Time has brought / heart to me /  
[F] I / have [C] loved you for a [F] thou- / sand years  
I'll love you for a [Dm7] thou- / sand / [G] more / / /

Pattern [F] / / / [C] / / / [F] / / / [Am] / [G] / [C] / / /



# Across the Universe (Same key as original)

John Lennon (1970)

<https://www.youtube.com/watch?v=oZM1-ha63l0>

intro tutorial

<https://www.youtube.com/watch?v=cAe1lVDbLf0>

original

Start Note D

A 0 - 5- 4 -2 - 0 - - 0 - 2 - 0 - 2 - 0 - 2 - 0 - 2 - 0 - 2 - 0 - 2 - 0 - 2 - 4  
 E 0 - - - - - 2 - 2 - 2 - 2 - 2 - 2 - 2 - 0 - 2 - 0 - 0 - 0 - 0 - 0 - 0 - 0  
 C 1 - - - - - 1 - 1 - 1 - 1 - 1 - 1 - 1 - 1 - 1 - 1 - 1 - 1 - 1 - 1 - 1  
 G 2 - - - - - 2 - 2 - 2 - 2 - 2 - 2 - 2 - 2 - 2 - 2 - 2 - 2 - 2 - 2 - 2

[A]

[F#m]

[A]

[D] Words are flowing [Bm] out like endless [F#m] rain into a paper cup  
 They [Em7] slither while they [Bm] pass,  
 They slip away a-[A] cross the uni-[A7] verse  
 [D] Pools of sorrow, [Bm] waves of joy  
 Are [F#m] drifting through my opened mind  
 Po- [Em7] ssessing and car-[Gm] essing me / I [Gm]

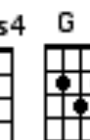
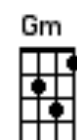
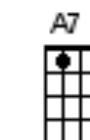
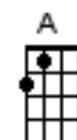
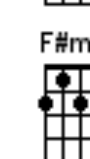
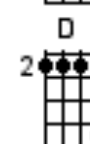
[D] Jai-ai Guru / -u / De- /// va /// [A7sus4] Om /// I [A7sus4]  
 [A7] Nothing's gonna change / my w-orld /// I [A7]  
 [G] Nothing's gonna change / my w[D]-orld /// I [D]  
 [A7] Nothing's gonna change / my w-orld /// I [A7]  
 [G] Nothing's gonna change / my w[D]-orld /// I [D]

[D] Images of [Bm] broken light which [F#m] dance before me like a million eyes  
 [Em7] And call me on and on a-[A] cross the uni-[A7] verse  
 [D] Thoughts meander [Bm] like a restless wind in- F#m] side a letterbox  
 They [Em7] tumble blindly as they make their way  
 A-[A] cross the uni-[A7] verse / [A7]

[D] Jai-ai Guru / u / De /// va /// [A7sus4] Om /// I [A7sus4]  
 [A7] Nothing's gonna change / my w-orld /// I [A7]  
 [G] Nothing's gonna change / my w[D]-orld /// I [D]  
 [A7] Nothing's gonna change / my w-orld /// I [A7]  
 [G] Nothing's gonna change / my w[D]-orld /// I [D]

[D] Sounds of laughter, [Bm] shades of earth  
 Are [F#m] ringing through my opened mind  
 In-[Em] citing and inviting [Bm] me /// I [Bm]  
 [D] Limitless un-[Bm] dying love  
 Which [F#m] shines around me like a million suns  
 It [Em]calls me on and on  
 Across the uni-[A7]verse /// I [A7]

[D] Jai-ai Guru / u / De /// va /// [A7sus4] Om /// I [A7sus4]  
 [A7] Nothing's gonna change / my w-orld /// I [A7]  
 [G] Nothing's gonna change / my w[D]-orld /// I [D]  
 [A7] Nothing's gonna change / my w-orld /// I [A7]  
 [G] Nothing's gonna change / my w[D]-orld /// I [D]  
 [D] [Dsus4] [D]



# All you need is love (Same key as original and cover)

The Beatles (1967)

<https://www.youtube.com/watch?v=dsxtlmDVMig> Original

<https://www.youtube.com/watch?v=8Mn8mosQOfo> Cover

Intro (hum the French National Anthem) Start note D

Start Note B

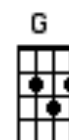
Da da da [G] da da [D] da da [G] da dada da da da [Em] da [C] da [D] da -a-a-a

A -2 -2 - 0 -0 - 2 -2 - - - | -2 -2 - 0 -0 - 2 -2 - - - | 0 -0 - 2 -2 - 0 -0 - 0 -0  
 E -3 -3 - 2 -2 - 3 -3 - 0-3 | -3 -3 - 2 -2 - 3 -3 - 0-3 | 0 -0 - 3 -3 - 2 -2 - 2 -2  
 C -2 -2 - 2 -2 - 4 -4-2 - - | -2 -2 - 2 -2 - 4 -4-2 - - | 0 -0 - 2 -2 - 2 -2 - 2 -2  
 G -0 -0 - 2 -2 - 0 -0 - - - | -0 -0 - 2 -2 - 0 -0 - - - | 2 -2 - 0 -0 - 2 -2 - 2 -2

[G] [D] [Em] [G] [D] [Em] [Am] [G] [D]

[G] Love / [D] love / [Em] love // [G] / Love / [D] love / [Em] love //

[Am] / Love / [G] love / [D] love // [D] // [D7] // [G]du[D]dudu[D]du[G] dudu



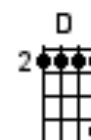
[G] / There's nothing you can [D] do that can't be [Em] done // or Riff Riff E - - 0 - 3

[G] / Nothing you can [D] sing that can't be [Em] sung // or Riff C - 2

[Am] / Nothing you can [G] say but you can [D] learn to play the game /

It's [D] easy / [D7] // [G]-[D] [D]-[G]

A - 2 - 3 - 5 - - - -  
 E - - - - - 0 - 3  
 C - - - - - 2 - - -




[G] / There's nothing you can [D] make that can't be [Em] made // or Riff

[G] / No one you can [D] save that can't be [Em] saved // or Riff

[Am] / Nothing you can [G] do but you can [D] learn how to be you in time /

It's [D] easy / [D7] // [G]du[D]down[D]du[G] down

A - 2 - 3 - 5 - - - -  
 E - - - - - 0 - 3  
 C - - - - - 2 - - -



[G] / All you [A] need is [D] love [D7] ([D] / / / [D7] [G] / / / /)

[G] / All you [A] need is [D] love [D7]

[G] / All you [B] need is [Em] love / [G] love /

[C] / Love is [D] all you [G] need

[G] Love / [D] love / [Em] love // [G] / Love / [D] love / [Em] love //

[Am] / Love / [G] love / [D] love // [D] // [D7] // [G]du[D]down[D]du[G] down

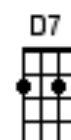
Love da da dada DA

[G] / All you [A] need is [D] love [D7] ([D] / / / [D7] [G] / / / /)

[G] / All you [A] need is [D] love [D7]

[G] / All you [B] need is [Em] love / [G] love /

[C] / Love is [D] all you [G] need //



[G] There's nothing you can [D] know that isn't [Em] known // or Riff

[G] Nothing you can [D] see that isn't [Em] shown // or Riff

[Am] Nowhere you can [G] be that isn't [D] where you're meant to be /

It's [D] easy / [D] // [D7] // [G]du[D]down[D]du[G] down

A - 2 - 3 - 5 - - - -  
 E - - - - - 0 - 3  
 C - - - - - 2 - - -

[G] / All you [A] need is [D] love [D7]

[G] / All you [A] need is [D] love [D7]

[G] / All you [B] need is [Em] love [G] love

[C] Love is [D] all you [G] need [G] Love is all you (repeat x3)



# Another Day (3 semitones higher than the original)

Paul McCartney (1971)

<https://www.youtube.com/watch?v=Po5GJt7qpas> Original

Possible picking pattern

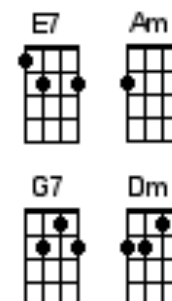
A - - 3 - - 3 - - | - 0 - - - 0 - - | Ring finger  
E - - - 0 - - - 0 | - - - 2 - - - 2 | Middle finger and so on  
C - - - 0 - - - 0 | - - - 2 - - - 2 | Thumb  
G - 0 - - - 0 - - - | 1 - - - 1 - - - | Thumb

Start Note C



Every [C] day she takes a morning bath she [E7] wets her hair //  
[Am] Wraps a towel around her as she's [Dm] heading for the bedroom chair  
It's just a-[G7]nother [C] day /// [F] Slipping into [C] stockings /  
[F] stepping into [C] shoes / [F] Dipping in the [C] pocket of her [D] raincoat // [D]  
[G7] / it's just another [C] day / <[C]>

At the [C] office where the paper grows she [E7] takes a break //  
[Am] Drinks another coffee and she [Dm] finds it hard to stay awake  
It's just a-[G7]nother [C] day /// I / Du [F] du du du du [Dm] du  
It's just a-[G7]nother [C] day / du du [A7] du du [Dm] du  
It's just a-[G7]nother [C] day /// [X] [C] [Em] [Am] [Am]



A 7 -77- 7-5 -55-3 -33 - - - 0-3-5-7- - - -  
E -  
C -  
G -

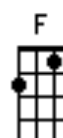
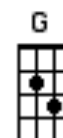
[C] [Em] [Am] [Am]

## BRIDGE

[Am] So sad /// I / so [F] sad /// [Dm] / some times she [F] feels // so [Am] sad ///  
[Am] Alone in her apartment she'd [F] dwell /  
Til the man of her [Dm] dreams comes to [F] break // the [Am] spell ///  
[Am] Ah /// I / [Dm] stay // don't stand a-[G]round // and he [G+] comes /  
and he [C] stays / but he [E7] leaves the next [Am] day /// I ///  
so [F] sad /// [Dm] / Sometimes she [F] feels / so [Am] sad /// [X]



As she [C] posts another letter to a [E7] son in town //  
[Am] People gather round her and she [Dm] finds it hard to stay alive  
It's just a-[G7]nother [C] day /// I / Du [F] du du du du [Dm] du  
It's just a-[G7]nother [C] day / du du [A7] du du [Dm] du  
It's just a-[G7]nother [C] day /// [X] [C] [Em] [Am] [Am]



A 7 -77- 7-5 -55-3 -33 - - - 0-3-5-7- - - -  
E -  
C -  
G -

[C] [Em] [Am] [Am]

## Repeat BRIDGE

Every [C] day she takes a morning bath she [E7] wets her hair //  
[Am] Wraps a towel around her as she's [Dm] heading for the bedroom chair  
It's just a-[G7]nother [C] day /// [F] Slipping into [C] stockings /  
[F] stepping into [C] shoes / [F] Dipping in the [C] pocket of her [D] raincoat // [D]  
It's just a-[G7]nother [C] day /// I / Du [F] du du du du [Dm] du  
It's just a-[G7]nother [C] day / du du [A7] du du [Dm] du  
It's just a-[G7]nother [C] day /// [C] [Em] [Am]



# California Dreaming

Mamas and Papas

[https://www.youtube.com/watch?v=l\\_nzYZNCD3I](https://www.youtube.com/watch?v=l_nzYZNCD3I) (tutorial)

<https://www.youtube.com/watch?v=3kcmwXUdDCE>

Start Note A

Strum patterns D U D U D U D U D D U D U D U D U D U D U D U

Or pick

A- 0 - - - - 0 - - - - - - - middle

E- - 0 - 0- - - 0 - 0- - - - index

C- - - 0- - - - - 0- - - - - thumb (alternating)

G- 0 - - - - 0- - - - - - - -thumb

[X] All the leaves are [Am] brown / [G] / [F] /

[Am] all the [G] leaves are [F] brown /

And the [G7] sky is [E7sus4] grey /// [E7] /

[G7] / [E7sus4] / and the sky is [E7] grey /

[F] I've been for a [C] walk / [E7] / [Am] /

[F] / [C] I've been [E7] for a [Am] walk /

On a [F] winter's [E7sus4] day /// [E7] /

[F] / [E7sus4] / on a winter's [E7] day ///

I'd be safe and [Am] warm / [G7] / [F] /

[Am] I'd be [G7] safe and [F] warm /

If I [G] was in L. [E7sus4] A /// [E7] /

[G] / [E7sus4] / If I was in L. [E7] A ///

## CHORUS

California [Am] dreamin' / [G] / [F] /

[Am] Cali-[G]fornia [F] dreamin'

On [G] such a winter's [E7sus4] day /// [E7] //

[X] Stopped into a [Am] church / [G] /

[F] / I passed a-[G] long the [E7sus4] way /// [E7] /

Well I [F] got down on my [C] knees / [E7] / [Am] /

[F] / [C] got down [E7] on my [Am] knees

And I pre-[F] tend to [E7sus4] pray [E7] /// [E7] /

[F] / [E7sus4] I pretend to [E7] pray

You know the preacher likes the [Am] cold / [G] / [F] /

[Am] preacher [G] likes the [F] cold

He knows I'm [G] gonna [E7sus4] stay /// [E7] /

[E7sus4] / knows I'm gonna [E7] stay

## CHORUS

Repeat verse 1

## CODA

California [Am] dreamin' / [G] / [F] /

[Am] Cali-[G]fornia [F] dreamin'

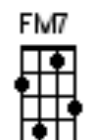
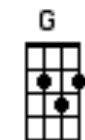
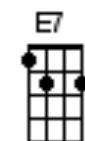
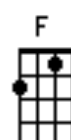
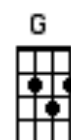
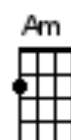
On [G] such a winter's [Am] day /// [E7] /

[Am] Cali-[G]fornia [F] dreamin'

On [G] such a winter's [Am] day /// [E7] /

[Am] Cali-[G]fornia [F] dreamin'

On [G] such a winter's [Fmaj7] day /// <[Am]>



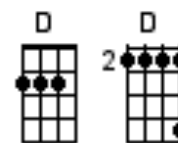
# Chance (Same key as original)

Big Country (1983)

<https://www.youtube.com/watch?v=S8YXqGR3IVY> Original

A -0 - - - - - |  
E - 3 - - -1-0 |  
C 0 - - - 0 - - | Intro x 4  
G - - - - - - - |

Start Note B



[D] [D] [D] [D]

[D] All the [Bm] rain came down on a [A] cold new town

As he [G] carried you a-[D] way //

From your [Bm] father's hand that always [A] seemed like a fist

Reaching [G] out to make you [D] pay ///

Riff

A 2 -2-00 - -0 - -0- | -0-222- 4-2-0-0 -222-0-2- |  
E - - - -2- 2-2 -2-2 | 2 - - - - -2- - - - - - |  
C - - - - - - - - | - - - - - - - - - - - |  
G - - - - - - - - | - - - - - - - - - - - |

[Bm] [D] [Bm] [A]

A 4-555-7-5-4-2-4-2- 0 - 0 - 0 | 2- 2-00 - -0 - 0 - |  
E - - - - - - - - - - - 2- | - - - -2- 2-2 -2-2- |  
C - - - - - - - - - - - - | - - - - - - - - - - - |  
G - - - - - - - - - - - - | - - - - - - - - - - - |

[Bm] [D] [Bm] [D]

[Bm] Sitting like a hero on the [A] factory floor,

With the [G] sun and moon as [D] skills //

But the [Bm] only 'sun' you [A] ever saw

Were the [G] two he left you [D] with ///

(Strum uDu uDu uDu uDu)

[D] Oh /// [A] Lord // where [D] did the [A] feeling [G] go ///

[D] Oh /// [A] Lord // I [D] never [A] felt so [G] lo-ow-ow

(Bass solo) [Bm] [A] [G] [A] [G] [D] then

Riff

[Bm] [D] [Bm] [A] [Bm] [D] [Bm] [D]

[D] Now the [Bm] skirts hang so heavy [A] around your head

That you [G] never knew you were [D] young //

Because [Bm] you played chance with a [A] lifetime's romance,

And the [G] price was far too [D] long ///

(Strum uDu uDu uDu uDu)

[D] Oh /// [A] Lord // where [D] did the [A] feeling [G] go ///

[D] Oh /// [A] Lord // I [D] never [A] felt so [G] lo-ow-ow /

[D] Oh /// [A] Lord // where [D] did the [A] feeling [G] go ///

[D] Oh /// [A] Lord // I [D] never [A] felt so [G] lo-ow-ow /

(Strum uDu uDu uDu uDu)

[D] uDu uDu [A] uDu uDu [D] uDu [A] uDu [G] uDu uDu

[D] uDu uDu [A] uDu uDu [D] uDu [A] uDu [G] uDu uDu

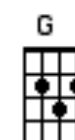
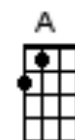
[D] Oh /// [A] Lord // where [D] did the [A] feeling [G] go ///

[D] Oh /// [A] Lord // I [D] never [A] felt so [G] lo-ow-ow /

(Strum uDu uDu uDu uDu)

[D] uDu uDu [A] uDu uDu [D] uDu [A] uDu [G] uDu uDu

[D] uDu uDu [A] uDu uDu [D] uDu [A] uDu [G] uDu uDu <[D]>



# Chasing Cars (Same key as original)

Snow Patrol (2006)

<https://www.youtube.com/watch?v=GemKqzILV4w> Original

Pick

A - 0 - 0 - 0 - 0 - 0 | - 0 - 0 - 0 - 0 - 0 | - 7 - 7 - 7 - 7 - 7 | - 7 - 7 - 7 - 7 - 7 |  
 E - - - - - | - - - - - | - - - - - | - - - - - |  
 C 1 - 1 - 1 - 1 - 1 | 1 - 1 - 1 - 1 - 1 | 4 - 4 - 4 - 4 - 4 | 4 - 4 - 4 - 4 - 4 |  
 G - - - - - | - - - - - | - - - - - | - - - - - |

[A]

[E]

Start Note C#  
- do

A - 5 - 5 - 5 - 5 - 5 | - 5 - 5 - 5 - 5 - 5 | - 0 - 0 - 0 - 0 - 0 | - 0 - 0 - 0 - 0 - 0 |  
 E - - - - - | - - - - - | - - - - - | - - - - - |  
 C 2 - 2 - 2 - 2 - 2 | 2 - 2 - 2 - 2 - 2 | 1 - 1 - 1 - 1 - 1 | 1 - 1 - 1 - 1 - 1 |  
 G - - - - - | - - - - - | - - - - - | - - - - - |

[D]

[A]

and so on!

For intro, just pick 1 bar of A

Pick

[A] [A] We'll do / it / a-[E] all /// every / thi-[D]ing /// on / our / ow-[A]n /// [A]  
 [A] / We / don't / ne-[E] ed /// an- / y / thi-[D]ing /// or an- / y / [A] one /// [A] // If I lay  
 (Gently DDDD DDDD) [A] here /// I /// if I just [E] lay / here ///

Would you lie [D] with / me and just forget the [A] world /// [A] [A]

Pick

I [A] don't / quite / kn-[E] ow /// how / to / sa-[D] y /// how I fe-[A] el /// [A] [A]  
 [A] Those / three / wo-[E] rds /// I said / too / mu-[D] ch ///  
 but not / e- / nou[A]ough /// [A] // If I lay

(Gently DDDD DDDD) [A] here /// I /// if I just [E] lay / here ///

Would you lie [D] with / me and just forget the [A] world /// I ///

DDDD DDDD

For[A] get what we're told /// I /// before we get too / [E] old ///

Show me a [D] gar- / den that's bursting into [A] life /// [A]

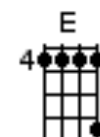


[A] Let's / waste / ti-Pick [E] me /// cha- / sing / ca-[D]rs ///

Around / our / he-[A]eads /// [A] // If I lay

(Loud DDDD DDDD) [A] here /// I /// if I just [E] lay / here /

Would you lie [D] with / me and / just forget the [A] world /// I ///

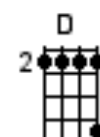


[A] All that I am /// I /// all that [E] I e- / ver was ///

Is here in your [D] per- / fect eyes / they're all I can [A] see /// I ///

[A] I don't know where /// I /// confused about [E] how as well ///

Just know that these thi-[D] ings will never change for us at [A] all /// I ///



If I lay

[A] Pick here /// I /// if I just [E] lay / here ///

Would you lie [D] with / me and just forget the [A] world /// [A] [A] STOP

# Danny's Song (same key as original)

Kenny Loggins (1971)

[https://www.youtube.com/watch?v=lrzSop3Y\\_KY](https://www.youtube.com/watch?v=lrzSop3Y_KY)

<http://ukuleleunderground.com/2015/02/uke-lesson-87-dannys-song-kenny-loggins/>

Start Note F#

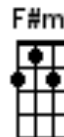
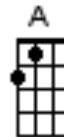
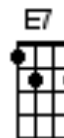
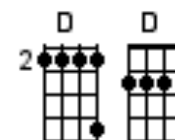
## Picking pattern

A - -0 - - - | - 3 - - - | - 2 - - - | - 2 - - - | - 2 - - - | - 2 - - - | - 0 - - - | - 0 - - - |  
E - 2 - - 2 - - | - 0 - - 0 - - | - 2 - - 2 - - | - 2 - - 2 - - | - 0 - - 0 - - | - 0 - - 0 - - | - 0 - - 0 - - |  
C 2 - - 2 - - | - 0 - - 0 - - | - 2 - - 2 - - | - 2 - - 2 - - | - 2 - - 2 - - | - 1 - - 0 - - | - 1 - - 0 - - |  
G - 2 - - - | - 0 - - - | - 2 - - - | - 2 - - - | - 1 - - - | - 1 - - - | - 0 - - - | - 0 - - - |

[D] [C] [Bm7] [Bm7] [E7] [E7] [A] [A]

## Strumming pattern D D DUDU D D DUDU

[D] / People smile and [C] tell me / I'm the [Bm7] lucky one // I [Bm7] //  
And I've [E7] just begun / I // think I'm gonna [A] have a son / I [A]  
[D] / He will be like [C] she and me / as [Bm7] free as a dove / I [Bm7] ///  
Con [E7] ceived in love / I / sun is gonna [A] shine above /// [A]



## CHORUS

[G] / And even though we [A] ain't got money,  
[D] / I'm so in [Bm7] love with you honey,  
And [G] every- thing will [A] bring a chain of [D] lo- [F#m]o-o-[Bm7] ove ///  
[G] / And in the mor-ning [A] when I rise /  
[D] / you bring a tear of [C] joy to my ey-es  
And [Bm7] tell / me / [E7] ev- / -ery- / [A] thing is gonna be alright ///

[D] Seems as though a [C] month ago / I [Bm7] Beta Chi // I [Bm7] //  
[E7] Never got high / I // Oh I was a [A] sorry guy / I [A]  
[D] / Now a smile, a [C] face, a girl that [Bm7] shares my name / I [Bm7] ///  
Now I'm [E7] through with the game / I / this boy will never [A] be the same // [A]  
CHORUS

[D] / Pisces, [C] Virgo rising is a [Bm7] very good sign // I [Bm7] //  
[E7] Strong and kind / I // and the little [A] boy is mine / I [A]  
[D] / Now I see a [C] fam -ily where there was [Bm7] once none / I [Bm7] /  
Now we've just [E7] begun / yeah, we're gonna [A] fly to the sun /// [A]  
CHORUS

[D] / Love the girl who [C] holds the world in a [Bm7] paper cup // I [Bm7] //  
[E7] Drink it up / I // love her and she'll [A] bring you luck / I [A]  
And [D] if you find, she [C] helps your mind, buddy [Bm7] take her home / I [Bm7] /  
Don't you [E7] live alone, try to earn what [A] lovers own /// [A]  
CHORUS



# Day Tripper

The Beatles

<https://www.youtube.com/watch?v=jDm2soD0UFE>

<https://www.youtube.com/watch?v=r82fxvGM3RY>

Start Note E

## Riff

A - - - - - 3 - 1 - - 5 - 1 - 3 -  
E - - - - - 3 - - - - 3 - 3 - - - - x 2  
C 0 - 3s4 - - - - - - - - - - -  
G - - - - - - - - - - - - - - -

or

BARRE

A - - - - - 3 - - - 5 - - - 3 -  
E - - - - - 3 - 6 - 3 - 3 - 6 - -  
C 0 - 3s4 - - - - - - - - - - -  
G - - - - - - - - - - - - - - -

FIRST TWO RIFFS SOLO 2ND TWO ADD STRUM 5TH ONE ADD DRUMS THEN SING

[C7] There's a good reason //// for taking the easy way out ///

[F7] There's a good reason //// [C7] for taking the easy way out now /

Strum D D D D

She was a [D7] day- //-ay-ay tripper /// one way ticket yeah //

it took me [C7] so //-o-o [E7] long // to find [A7] out //

and i found [G7] out ///

RIFF X 2

[C7] She's a big teaser //// she took me half the way there ///

[F7] She's a big teaser //// [C7] she took me half the way there now /

Strum D D D D

She was a [D7] day- //-ay-ay tripper /// one way ticket yeah //

it took me [C7] so //-o-o [E7] long // to find [A7] out //

and i found [G7] out ///

(RIFF x 3 then Arrghs and Guitar solo)

RIFF X 2

[C7] Tried to please her //// but she only played one night stands ///

[F7] Tried to please her //// [C7] but she only played one night stands now /

She was a day- //- [D7] -ay-ay tripper /// Sunday driver yeah //

it took me [C7] so //-o-o [E7] long // to find [A7] out //

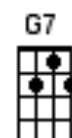
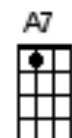
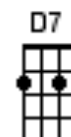
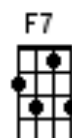
and i found [G7] out ///

FIRST TWO RIFFS SOLO 2ND TWO ADD STRUM 5TH ONE ADD DRUMS THEN SING

[C7] Day tripper /// Day tripper yeah ///

Day tripper /// Day tripper yeah ///

Day tripper /// Day tripper yeah ///



# Don't think Twice (1 semitones higher than original)

Bob Dylan (1963)

<https://www.youtube.com/watch?v=G1dyCKVobG0> original Ralph McTell

A 0 - - - 0 - - - -  
E - - 0 - - - 0 - -  
C - - - 0 - - - 0 -  
G - 0 - - - 0 - - -  
1 & 2 & 3 & 4 &

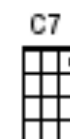
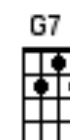
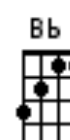
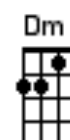
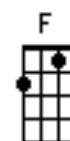
Start Note A

[F] It ain't no use to [C] sit and wonder [Dm] why babe //  
[Bb] / It don't matter any-[F] how // [C] //  
[F] It ain't no use to [C] sit and wonder [Dm] why, babe //  
[G7] / If you don't know / by [C] now // [C7] //  
[F] When your rooster / crows / at the [F7] break of dawn /  
[Bb] / Look out your window / [G7] I'll / be gone ///  
[F] And you're the [C] reason that I'm / a [Dm] travellin' [Bb] on //  
[F] Don't / think / [C] twice / it's al [F] right // [C] /

[F] It ain't no use a [C] turning on your [Dm] light, babe //  
[Bb] / That light / I never [F] knowed // [C] //  
[F] It ain't no use a [C] turning on your [Dm] light, babe //  
[G7] I'm on the dark side of the [C] road // [C7] //  
[F] I wish there were something / you would [F7] do or say /  
[Bb] / To try and make me change my [G7] / mind and stay //  
[F] / But we never [C] did / too much [Dm] talkin' any [Bb] way // just  
[F] Don't / think / [C] twice / it's al [F] right // [C] /

[F] It ain't no use to [C] callin' out my [Dm] name, gal //  
[Bb] / Like you never did be [F] fore // [C] //  
[F] It ain't no use a-[C] callin' out my [Dm] name, gal //  
[G7] / I can't / hear you any [C] more // [C7] //  
[F] I'm a-thinkin' and a-wonderin' / all the way [F7] down the road //  
[Bb] How I once loved a woman / a [G7] child / I am told // I  
[F] gave her my [C] heart / but she [Dm] wanted my [Bb] soul // but  
[F] Don't / think / [C] twice / it's al [F] right // [C] /

[F] Walkin' down that [C] long / lone-some [Dm] road, babe //  
[Bb] / Where I'm bound // I cannot [F] tell // [C] //  
[F] Goodbye is [C] too / good a [Dm] word, babe //  
[G7] / So I'll just say / fare / thee / [C] well // [C7] //  
[F] I ain't sayin' / you treated [F7] me un-kind /  
[Bb] Could have done better / [G7] but I don't mind /  
[F] Just [C] kinda wastin' / some of my [Dm] precious [Bb] time /  
[F] Don't / think / [C] twice / it's al [F] right // [C] /



# Eleanor Rigby

(same key as original)

Beatles (1966)

<https://www.youtube.com/watch?v=VgRzWWBhwkk> Taimane!!  
<https://www.youtube.com/watch?v=HuS5NuXRb5Y> Original

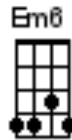
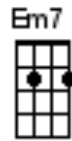
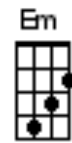
Start Note E

## Riff 1

A 0-2 - 2- 2- -2- -2 -  
E - - 3 -2 - 0 - 2 - -  
C - - - - - - - - -  
G - - - - - - - - -

## Riff 2

A 10 - 7- 2 - 0 - - -  
E - - - - - - - 2 - -  
C - - - - - - - - -  
G - - - - - - - - -



[C]Ah /// look at all the lonely[Em] people /// Riff 1

[C]Ah /// look at all the lonely[Em] people /// Riff 1

(Start note A) Strum D D D D

[Em] Eleanor Rigby, [Em7] picks up the rice in the [Em6] church  
where her wedding has [C] been /// lives in a [Em] dream.

[Em] Waits at the window [Em7] wearing the face that she [Em6] keeps  
in a jar by the [C] door // who is it [Em] for?

[Em7] All the lonely [Em6] people / where [C] do they all come [Em] from? ///

[Em7] All the lonely [Em6] people / where [C] do they all [Em] belong? Riff 2 // [Em]

[C]Ah /// look at all the lonely[Em] people /// Riff 1

[C]Ah /// look at all the lonely[Em] people /// Riff 1

(Start note A)

[Em] Father McKenzie [Em7] writing the words of a [Em6] sermon  
that no one will [C] hear // no one comes [Em] near.

[Em] Look at him working [Em7] darning his socks in the [Em6] night  
when there's nobody [C] there /// what does he [Em] care?

[Em7] All the lonely [Em6] people / where [C] do they all come [Em] from? ///

[Em7] All the lonely [Em6] people / where [C] do they all [Em] belong? Riff 2 // [Em]

[C]Ah /// look at all the lonely[Em] people /// Riff 1

[C]Ah /// look at all the lonely[Em] people /// Riff 1

(Start note A)

[Em] Eleanor Rigby, [Em7] died in the church and was [Em6] buried  
along with her [C] name /// nobody [Em] came

[Em] Father McKenzie [Em7] wiping the dirt from his [Em6] hands  
as he walks from the [C] grave /// no one was [Em] saved.

[Em7] All the lonely [Em6] people / where [C] do they all come [Em] from? ///

[Em7] All the lonely [Em6] people / where [C] do they all [Em] belong? Riff 2 // [Em]

# EmmyLou (1 semitone lower than original)

First Aid Kit (2012)

<https://www.youtube.com/watch?v=PC57z-oDPLs> original

<https://www.youtube.com/watch?v=h0B3-93cjel> cover (great for the harmonies and pick)

Start Note F

Picking pattern throughout (using chord placement)

A - - - 0 - -

E - 0 - - - -

C - - 0 - - - or Strum D dududu or 4 dududu 3 dududu

G 0 - - - - -

[F] [F] [Am] [Am] [Dm] [Dm] [Bb] [Bb]

Oh the [F] bit- // ter [Am] winds // are [Dm] com- // ing [Bb] in /

And I'm [F] al- / ready [Am] missing / the [Dm] summer /// [Bb]

[F] Stock- // holm's [Am] cold // but [Dm] I've // been [Bb] told //

I was [F] born // to en-[Am] dure this kind of [Dm] weather /// [Bb] ///

When it's [F] you // I [Am] find / like a [Dm] ghost / in my [Bb] mind //

I am [F] defeated and I [Am] gladly wear the [C] crown ///|///|///|///|///|

[F] / I'll be your Emmylou and [Bb] / I'll be your Ju-u-ne //

If [Dm] / you'll be my Gra-a-m and my [C] / Johnny too /

No I'm [F] / not ask- / ing / [Bb] / much of yo- o-[F] ou /

Just [Dm] si-ing / little [C] darling, sing with [F] me ///|///|///|///|///|

Now so [F] much /// I [Am] know // that [Dm] things / just don't [Bb] grow /

If you [F] don't // [Am] bless them with your [Dm] patience /// [Bb] //

And I've [F] been / there be- [Am] fore / I [Dm] held up the [Bb] door

For [F] e- // very [Am] stranger with a [Dm] promise /// [Bb] //

But I'm [F] hold- // ing [Am] back / that's the [Dm] strength / that I [Bb] lack /

Every [F] morning / keeps re-[Am] turning at my [Dm] window // [Bb] //

And it [F] brings / me to [Am] you / and I [Dm] won't / just pass [Bb]

through //

But I'm [F] not /// [Am] asking for a [C] storm ///|///|///|///|///|

[F] / I'll be your Emmylou and [Bb] / I'll be your Ju-u-ne //

If [Dm] / you'll be my Gra-a-m and my [C] / Johnny too /

No I'm [F] / not ask- / ing / [Bb] / much of yo-o-ou /

Just [Dm] si-ing / little [C] darling, sing with [F] me ///|///|///|///|///|

[Dm] // And ye-e [C] -e-e-es I / mi-i [Bb]-ight / have li-ied to [F] you /// [F]

[Dm] /// You wouldn't [C] be-ne- fi-i [Bb]-it from knowing the / [F] truth /// [F]

[Dm] // I wa-a-as [C] fright-ened bu-u-ut [Bb] I held fa-a-a [F]-ast /// [F]

[Dm] // I ne-e-e-[C]-eed you / no-o-ow at [Bb] / long la-a [F]-ast ///|///|///|///|///|

<[F]> / I'll be your Emmylou and <[Bb]> / I'll be your Ju-u-ne //

If [Dm]> / you'll be my Gra-a-m and my <[C]> / Johnny too /

No I'm <[F]> / not ask- / ing / <[Bb]> / much of yo- o-ou /

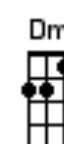
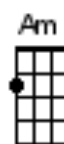
Just <[Dm]> si-ing / little <[C]> darling, sing with <[F]> me 234 1234

[F] / I'll be your Emmylou and [Bb] / I'll be your Ju-u-ne //

If [Dm] / you'll be my Gra-a-m and my [C] / Johnny too /

No I'm [F] / not ask- / ing / [Bb] / much of yo- o-[F] ou /

Just [Dm] si-ing / little [C] darling, sing with [F] me ///|///|///|///|///|



## Everyone's gone to the Moon (3 semitones lower than original)

Jonathan King

<https://www.youtube.com/watch?v=73ks2TPPyho>

Start Note E

3 beat feel

Strum D dudu

A - X - - - 2 - - 0 - - 2 - 2 - | - X - - - 2 - - 0 - 0-0 - 2 - |  
E - 0 - 3-0 - 3-3 - 1-1 - 3 - 3 - | - 0 - 3-0 - 3-3 - 1 - 1 - - 3 - |  
C - 0 - - - 2 - - 2 - - 2 - 2 - | - 0 - - - 2 - - 2 - 2 - - 2 - |  
G - 0 - - - 0 - - 2 - - 0 - 0 - | - 0 - - - 0 - - 2 - 2 - - 0 - |  
[C] [G] [Dm] [G] [C] [G] [Dm] [G]

Chords  
C G Dm  
F Em

[C] [C] Streets full of [G] people // [G] [Dm] [Dm] all / a- [G] lone // [G]  
[C] [C] Roads full of [G] houses // [G] [Dm] [Dm] ne- / ver [G] home // [G]  
[F] [F] Church full of [C] singing [C] [F] [F] out // of [G] tune // [G]  
[Dm] [Dm] Everyone's [G] gone // I // to the [C] moon [C] [F] [G]

[C] [C] Eyes full of [G] sorrow, // [G] [Dm] [Dm] ne- / ver [G] wet // [G]  
[C] [C] Hands full of [G] money // [G] [Dm] [Dm] all / in [G] debt // [G]  
[F] [F] Sun coming [C] out // [F] in // the [F] middle of [G] June // [G]  
[Dm] [Dm] Everyone's [G] gone // I // to the [C] moon [C] [C] [C]

[G] [G] Long time ago // [G]  
[G] [G] Life had begun // [G]  
[F] [F] Everyone [Em] went // I // to the [Dm] sun // [Dm] [Dm] [Dm]

[C] [C] Parks full of [G] motors // [G] [Dm] [Dm] paint- / ed [G] green // [G]  
[C] [C] Mouths full of [G] chocolate // [G] [Dm] [Dm] covered [G] cream // [G]  
[F] [F] Arms that can [C] on- // ly // [F] [F] lift // a [G] spoon // [G]  
[Dm] [Dm] Everyone's [G] gone // I // to the [C] moon [C] [F] [G]

[Dm] [Dm] Everyone's [G] gone // I // to the [C] moon [C] [F] [G]  
[Dm] [Dm] Everyone's [G] gone // I // to the [C] moon

# Faith

Ariana Grande and Stevie Wonder

<https://www.youtube.com/watch?v=8k98e1iD5DA>

Start Note A

Intro A 0 - - - | 0 - - - | 0 - - - | 0 - 0-0 - |  
E - - - 0-3 | - - - 0-3 | - - 0-3 | - - - - |  
C - - - - | - - - - | - - - - | - - - - |  
G - - 0 - - | - - 0 - - | - - 0 - | - - - - |

12 bar blues pattern A7 A7 A7 A7 D7 D7 A7 A7 E7 D7 A7 A7  
A 0 - - - | A 5 - 3 -0 -3 | A 0 - - - | A 7 -7-7 -5 -5-5 | A 5 - 3 -0 -3 | A 0 - - - |  
E - - - 0-3 | E - - - - - | E - - - 0-3 | E - - - - - | E - - - - - | E - - - 0-3 |  
C - - - - |x4 C - - - - |x2 C - - - - |x2 C - - - - - |x1 C - - - - |x2 C - - - - |x4  
G - - 0 - - | G - - - - - | G - - 0 - - | G - - - - - | G - - - - - | G - - 0 - - |  
A7 D7 A7 E7 D7

[A7] / See the girl with the diamonds in her shoes /  
[A7] / She was around like she's got nothing to lose  
Ya, she's a [D7] / go-getter, she's everybody's type  
She's a [A7] queen of the city, she don't believe the hype  
She's got her [E7] own elevation, [D7] holy motivation  
So I / [X] wrote some letters in big / bold / type /

I got [A7] faith // in you baby // I got faith // in you now //  
And you've [D7] been sucha sucha good friend to me [A7] Know that I love you somehow  
I met [E7] you / Halle [D7] lujah / I got [X] faith 234 1234

[A7] / See the boy with the Stevie Wonder swag /  
[A7] / Ain't gotta a clue all the magic that he has  
Ya, she's a [D7] / go-getter, she's everybody's type  
Gonna [A7] make it my mission, make him feel al- / right  
He's a [E7] twelve on a ten point [D7] rockin' out to his joint  
[X] / Just say the word cos i could sing all night /

I got [A7] faith // in you baby // I got faith // in you now //  
And you've [D7] been such such good friend to me [A7] Know that I love you somehow  
I met [E7] you / Halle [D7] lujah / I got [X] faith FA-a-a-a-a-aith Ye-e-eah!

Riff

A 0 - 0 - - - - - - - - | - - - - 0 - - - - - - - - - - |  
E - - - - - 0 - 3 - 0 - - | x - 3 - - - - - 0 - 3 - 2 - - - | x 10  
C - - - 2 - - - - - 2 - | - - - - - 2 - - - - - 0 - |  
G - - - - - - - - - - - | - - - - - - - - - - - |

I get around ya and my mind / goes cra - zy, I think about you morning noon / night and day.  
I get around ya and my mind / goes cra - zy, I think about you morning noon / night and day.  
I got faith in you honey, I got faith in you gi-ir-ir-irl  
I get around ya and my mind / goes cra - zy,  
I got faith in you honey, I got faith in you gi-ir-ir-irl  
I think about you morning noon / night and day.

I got faith in you honey /// I got faith in you gi-ir-ir-irl  
I met [X] you / Hallelujah /  
I got [A7] faith // in you baby // I got faith // in you now //  
And you've [D7] been such such good friend to me  
[A7] Know that I love you somehow  
I met [E7] you / Halle [D7] lujah / I got [X] faith FAITH FAITH

I got [A7] faith // in you baby // I got faith // in you now //  
And you've [D7] been such such good friend to me  
[A7] Know that I love you somehow  
I met [E7] you // Halle [D7] lujah // I met [E7] you // Halle [D7] lujah //  
I met [E7] you // Halle [D7] lujah // I got [X] FA-a-a-a-a-aith



## Feel it still (2 semitones lower than original)

Portugal the Man (2017)

<https://www.youtube.com/watch?v=pBkHHoOIn8> Original

Start Note B

**Bm** /// **Bm** /// **D** /// **D** /// **Em** /// **Em** /// <**Em**> 2, 3, 4, 1

Intro and verse pick or could strum/tap DtapD tap DtapD tap or D Du udu

A 2 2 - 2 - 2 2 - 2 - - 5 5 - 5 - 5 5 - 5 - 7 7 - 7 - 7 7 - 7 - 2 2 - 2 - 2 2 - 2 -  
E - - - - 2 - - - - 2 - - - - 5 - - - - 5 - - - - 7 - - - - 7 - - - - 2 - - - - 2  
C - x 2  
G -

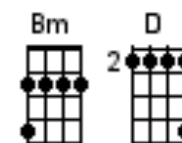
[Bm] [D] [Em] <[Bm]>

Pick

// Can't keep my hands to my **[Bm]** self **[Bm]**

**[D]** / Think I'll dust 'em off put 'em back up on the **[Em]** shelf,

In case my baby girl is in **[Bm]** need // Am I coming out of left field?



Chorus Strum

**[Bm]** / Oo oo I'm a rebel just for kicks now **[D]** / I been feeling it since 1966 now

**[Em]** / Might be over it now, but I feel it **[Bm]** still /// **[Bm]**

**[Bm]** / O oo I'm a rebel just for kicks now **[D]** / let me kick it like it's 1986 now

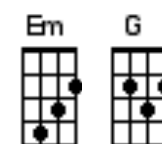
**[Em]** / Might be over it now, but I feel it **[Bm]** still ///

Pick

Got another mouth to **[Bm]** feed **[Bm]**

**[D]** Leave her with a babysitter, mama, call the gravedigger **[D]** **[Em]**

Gone with the fallen **[Bm]** leaves // Am I coming out of left field? /



Chorus Strum

**[Bm]** / Oo oo I'm a rebel just for kicks now, **[D]** / I been feeling it since 1966 now

**[Em]** / Might have had your fill but I feel it **[Bm]** still /// **[Bm]**

**[Bm]** / Oo oo I'm a rebel just for kicks now, **[D]** / let me kick it like it's 1986 now

**[Em]** / Might be over it now, but I feel it **[Bm]** still ///

**[Bm]** We could fight a **war** for **[G]** peace /// **[Em]**

**[Bm]** Give in to that easy living, Goodbye to my hopes and **[G]** dreams //

Stop **[Em]** flipping for my enem-**[Bm]**-ies //

We could wave until the **walls** come **[G]** down /// **[Em]**

It's **[Bm]** time to give a little tip, Kids in the middle,

move **[G]** o - ver 'til it **[Em]** falls Don't bother **[Bm]** me /// **[Bm]** ///

<**[G]**> Is it coming? <**[Em]**> Is it coming? <**[Bm]**> Is it coming? Is it coming?

<**[G]**> Is it coming? <**[Em]**> Is it coming? <**[Bm]**> back? /// **[Bm]**

Pick

**[Bm]** / Oo oo I'm a rebel just for kicks yeah **[D]** your love is an abyss

for my heart to eclipse now

**[Em]** / Might be over it now, but I feel it **[Bm]** still /// **[Bm]** ///

Strum

**[Bm]** / Oo oo I'm a rebel just for kicks now, **[D]** / I been feeling it since 1966 now

**[Em]** / Might be over it now, but I feel it **[Bm]** still /// **[Bm]**

**[Bm]** / Oh oo I'm a rebel just for kicks now, **[D]** / let me kick it like it's 1986 now

**[Em]** / Might be over it now, but I feel it **[Bm]** still (Quickly on)

**[Bm]** Might've had your fill, but you feel it <**[Bm]**> still

# Footloose (Same key as the original)

Kenny Loggins (1984)

<https://www.youtube.com/watch?v=XrqrpMFxMo8> ORIGINAL

1 & 2 & 3 & 4 & FB - Flick bridge with right hand finger  
FB FE FE FE FE FB FE FB FE x 12 FE- Flick edge of uke with right hand finger

(Bass riff comes in after 4th time)

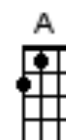
[A] / Been working / so hard <[Asus4]><[A]>

[A] I'm punching / my card <[Asus4]><[A]>

[A] Eight hours / for what <[Asus4]><[A]> [A] Oh, tell me what I got /

[D] / I've got this feeling / That times are holding me [A] down /// [A] [A] [A]

[D] / I'll hit the ceiling / Or [B7] else I'll tear this [E] town /// [E] [E] <[E]>



Chorus Some strum loud, some pick arpeggios

A - - 0 - | - - 0 - | - - 0 - | - - 0 - |

E - 0 - 0 | - 0 - 0 | - 2 - 2 | - 2 - 2 |

C 1 - - - | 1 - - - | 2 - - - | 2 - - - | and so on!

G - - - - | - - - - | - - - - | - - - - |

Start Note F#

[A]

[D]

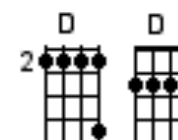
Now I gotta cut [A] loose // footloose /// [D] Kick off your Sunday [A] shoes ///

[A] Please // Lou-ise /// [D] pull me off of my [A] knees ///

[A] Jack // get back /// [D] come on before we [A] crack ///

[A] Lose // your blues /// [G] everybody [D] cut

Foot-[A]loose /// [A] [A] [A] // <[Asus4]> <[A]>



[A] You're playing / so cool <[Asus4]><[A]>

[A] Obeying every rule <[Asus4]><[A]>

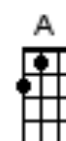
[A] Deep way down in your heart <[Asus4]><[A]>

[A] You're burning yearning for some

[D] / Somebody to tell you / that life isn't passing you [A] by /// [A] [A] [A]

[D] / I'm trying to tell you / [B7] It will if you don't [E] even try /// [E] [E] <[E]>

'You can try if you'd only'



Chorus Some strum loud, some pick arpeggios

Cut [A] loose // footloose /// [D] Kick off your Sunday [A] shoes ///

Oo [A]-wee // Marie /// [D] shake it, shake it for [A] me ///

[A] Whoa // Milo // come [D] on, come on let's [A] go ///

[A] Lose // your blues /// [G] everybody [D] cut

Foot-[A]loose /// ooh-oh-oh oh

(Spoken) Cut / foot / loose ooh-oh-oh x 3



You've got to turn me around / And put your feet on the ground /

Now take hold of all . . . . . [E] Ahhhhhhhh [E] [E] [E] / [E] [E] [E] <[E]>

Chorus Some strum loud, some pick arpeggios

Cut [A] loose // footloose /// [D] Kick off your Sunday [A] shoes ///

[A] Please // Lou-ise /// [D] pull me off of my [A] knees ///

[A] Jack // get back /// [D] come on before we [A] crack ///

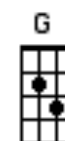
[A] Lose // your blues ///

[G] Everybody [D] cut [G] everybody [D] cut <[Asus4]> <[A]>

[G] everybody [D] cut [G] everybody [D] cut <[Asus4]> <[A]>

[G] everybody [D] cut [G] everybody [D] cut

Everybody [D] cut Foot-[A]loose /// [A] [A] [A] // <[Asus4]> <[A]>



# Golden Slumbers (Same key as original)

Elbow (2017)

<https://www.youtube.com/watch?v=jRqPMmnKDzQ> original

<https://www.youtube.com/watch?v=ZcOK96pBSvU> cover with 'Carry that weight'

Start Note G

Intro and pick through (with different chords of course!)

A 3 - - - - 3 - - - - | 3 - - - - 3 - - - - |  
E - - - - - - - - 0 - - | - - - - - - - - 0 - - |  
C - 0 - 0 - 0 - 0 - - - 0 | - 0 - 0 - 0 - 0 - - 0 - |  
G 0 - - - - - 0 - - - - | 0 - - - - - 0 - - - - |

[C] Once there was a way // [Am] // to get back [Dm] homeward // [Dm]  
[G7] Once there was a way // I // to get back [C] home /  
[Em] Sleep pretty [Am] darling do not [Dm] cry /// [G7] /  
And I will sing a lulla- [C] by ///

Gol-/-den F] slum- / bers fill / your [C] eyes ///  
Smiles // a-[F] wait you when you [C] rise /  
[Em] Sleep pretty [Am] darling, do not [Dm] cry ///  
[G7] / And I will sing a lulla- [C] by ///  
[G7] / And I will sing a lulla- [C] by ///

[C] Once there was a way // [Am] // to get back [Dm] homeward // [Dm]  
[G7] Once there was a way // I // to get [G7] back [C] home /  
[Em] Sleep pretty [Am] dar-/-ling, do not [Dm] cry ///  
[G7] / And I will sing a lulla- [C] by ///

Gol-/-den F] slum- / bers fill / your [C] eyes ///  
Smiles // a-[F] wait you when you [C] rise /  
[Em] Sleep pretty [Am] darling, do not [Dm] cry ///  
[G7] / And I will sing a lulla- [C] by ///

[C] Boy // you're gonna [G7] carry that weight /  
carry that weight a [C] long time ///  
[C] Boy, you're gonna [G7] carry that weight /  
carry that weight a [C] long time /// [G] [Am]

Instrumental

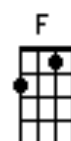
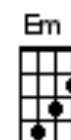
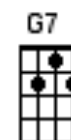
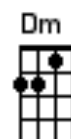
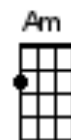
A - - - - - - - | - - - - - - - | - - - - - - - | - - - - - - - |  
E 0-000-0-0 - - - | - - - - - 1 - 0 - - - | - - - - - - - | - - - - - - - |  
C - - - - - 2 - | 2-222-2-2 - - - - 0 - - | 0-000-0-0 - 2-0 | - - - - - - - 0 - - - |  
G (Low)- - - - - | - - - - - - - 0 | - - - - - - - | 4 - 2 - 0 - 2 - - - - |  
[Am] [Dm] [G] [Csus4] [C] [F] [Dm] [C] [Am]

or A-7-777-7-5 | 5-555-8-7-3 - - | 3 333-3-3-5- 3- 2 0 - - 0 - 2 - |  
E- - - - - | - - - - - 3 - | - - - - - - - - -3 - - - - |  
C- - - - - | - - - - - - - | - - - - - - - | - - - - - - - |  
G(High)- - - | - - - - - - - | - - - - - - - | - - - - - - - |  
[Am] [Dm] [G] [Csus4] [C] [F] [Dm] [E7] [C] [Am]

[Am] I never gave you my [Dm7] pil- [Dm] low [G]  
I only send you my [Csus4] invita-[C] tions [F]  
And in the middle of the [Dm] cele-[E7] brations I [Am] break down [G] [C] [G]

[C] Boy // you're gonna [G] carry that weight / carry that weight a [C] long time ///  
[C] Boy, you're gonna [G] carry that weight /  
carry that weight a [C] long time /// [G] [Am]

Gol-/-den F] slum- / bers fill / your [C] eyes /// Smiles // a-[F] wait you when you [C] rise /  
[Em] Sleep pretty [Am] darling, do not [Dm] cry /// [G7] And I will sing a lulla- [C] by ///



# Ha Ha said the Clown (2 semitones lower than the original)

Manfred Mann (1968)

<https://www.youtube.com/watch?v=4QN7kmOhBMw> Original

Start Note G

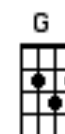
Intro

A - - - 0- - - - -  
E 1 - 3 - 0 - 1-3-3-1

[G] / Ha ha said the [D] clown / A 0-2-3-<{G}> [G] has the king lost his [A] crown  
Has [D] the night been [G] tight on [D] romance ///

[G] / Ha ha said the [D] clown / A- 0-2-3-<{G}> [G] easy bringing me [A] down  
That you've lost your chance [Dm]-[A]-[Dm] A - - - 0- - - - -

E 1 - 3 - 0 - 1-3-3-1



[Dm] / Feeling low, got to go, see a show in [A] to-o-own /

[Dm] / Hear the jokes, have a smoke, and a [A] laugh at the [Dm] clo-o-own /  
In a whirl, see a girl with a smile in her [A] ey-e-es /

[Dm] / Never thought, I'd be brought, [A] right / down by her li-i-es /// <[A]>



[G] / Ha ha said the [D] clown / A 0-2-3-<{G}> [G] has the king lost his [A] crown  
Has [D] the night been [G] tight on [D] romance ///

[G] / Ha ha said the [D] clown / A- 0-2-3-<{G}> [G] easy bringing me [A] down  
That you've lost your chance [Dm]-[A]-[Dm] A - - - 0- - - - -

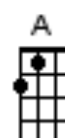
E 1 - 3 - 0 - 1-3-3-1



[Dm] / In a trance, watch her dance to the beat of the [A] dru-u-ums //

[Dm] / Faster now, sweating brow, I'm all [A] fingers and [Dm] thu-u-umbs /  
Wonder why I hit the sky when she blows me a [A] ki-i-iss //

[Dm] / In a while, run a mile, [A] I'm / regretting all this /// <[A]>



[G] / Ha ha said the [D] clown / A 0-2-3-<{G}> [G] has the king lost his [A] crown  
Has [D] the night been [G] tight on [D] romance ///

[G] / Ha ha said the [D] clown / A- 0-2-3-<{G}> [G] easy bringing me [A] down  
That you've lost your chance [Dm]-[A]-[Dm] A - - - 0- - - - -

E 1 - 3 - 0 - 1-3-3-1



[Dm] / Take your coat, see the show, wish the people good-[A] by-y-ye //

[Dm] / Grab my coat, grab my hat, look that [A] girl in the [Dm] ey-y-e /

Where's your home, what's your phone, stop fooling a-[A] rou-ou-ound //

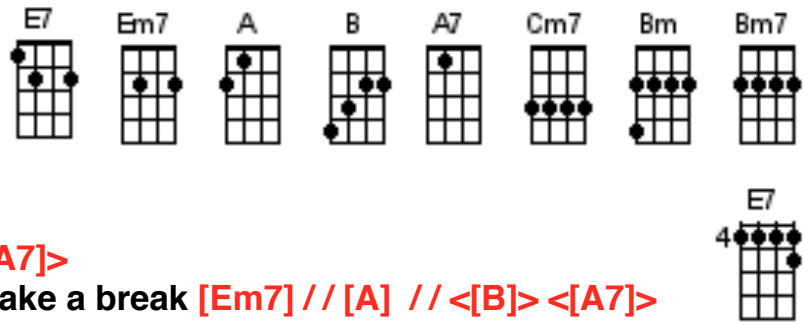
[Dm] / Could have died, she replied [A]"I'm / the wife of the clown." /// <[A]>

# Happy (1 semitone lower than the original)

Pharrell Williams (2013)

<https://www.youtube.com/watch?v=y6Sxv-sUYtM> Original

Start Note E



Intro

[Em7] D D D D | <D> Tap

[Em] It might seem crazy, what I'm

about to say [Em7] // [A] // <[B]> <[A7]>

[E7] . Sunshine she's here, you can take a break [Em7] // [A] // <[B]> <[A7]>

I'm a [E7] hot air balloon that could go to space [Em7] // [A] // <[B]> <[A7]>

With the [E7] air, like I don't care baby by the way [Em7] // [A] // <[B]> <[A7]>

Because I'm [Cm7] happy

Clapalong [Bm] if you feel like a [Bm7] room without a [E7] roof

Because I'm [Cm7] happy

Clapalong [Bm] if you feel like [Bm7] happiness is the [E7] truth

Because I'm [Cm7] happy

Clapalong [Bm] if you know what [Bm7] happiness is to [E7] you

Because I'm [Cm7] happy

Clapalong[Bm] if you feel like [Bm7] that's what you wanna [E7] do ///

[E7] / Here come bad news talking this and that, [Em7] // [A] // <[B]> <[A7]> yeah

[E7] / Well, give me all you got, and don't hold back, [Em7] // [A] // <[B]> <[A7]> yeah

[E7] Well, I should probably warn you I'll be just fine, [Em7] // [A] // <[B]> <[A7]> yeah

[E7] No offence to you, don't waste your time [Em7] // [A] // <[B]> <[A7]>

Because I'm [Cm7] happy

Clapalong [Bm] if you feel like a [Bm7] room without a [E7] roof

Because I'm [Cm7] happy

Clapalong [Bm] if you feel like [Bm7] happiness is the [E7] truth

Because I'm [Cm7] happy

Clapalong [Bm] if you know what [Bm7] happiness is to [E7] you

Because I'm [Cm7] happy

Clapalong[Bm] if you feel like [Bm7] that's what you wanna [E7] do ///

(Clapping) \* \*\* \* \*\*

(at same time)

Happy, happy, happy, happy

Happy, happy, happy, happy

Happy, happy, happy, happy

Happy, happy, happy, happy

Happy, happy, happy, happy

Happy, happy, happy, happy

Bring me down can't nothing  
Bring me down your love is too high  
Bring me down can't nothing  
Bring me down I said

Because I'm [Cm7] happy

Clapalong [Bm] if you feel like a [Bm7] room without a [E7] roof

Because I'm [Cm7] happy

Clapalong [Bm] if you feel like [Bm7] happiness is the [E7] truth

Because I'm [Cm7] happy

Clapalong [Bm] if you know what [Bm7] happiness is to [E7] you

Because I'm [Cm7] happy

Clapalong[Bm] if you feel like [Bm7] that's what you wanna [E7] do ///

## Havana Ukulele play Along (same key as this play along)

Camila Cabello (2018)

<https://www.youtube.com/watch?v=3pPNtcxyYvU&list=RD3pPNtcxyYvU&t=3>

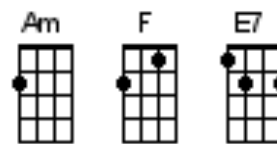
Start Note E

Pick - intro and through if you wish!!

A - 7 - 7 - - 3 - 3 - - 2 - 22-3-2-3- |  
[Am] / [F] / [E7] / / / |

or

A 0 - 0 - - 0 - 0 - 2 - 2 - - - - -  
E - - 0 - 0-1 - 1 - 0 - 0 - 0-1-0-1-0 -  
C - - 0 - - 0 - 0 - 2 - 2 - - - - - x2  
G - - 2 - - 2 - 2 - 1 - 1 - - - - -  
[Am] [F] [E7] / / / |



Ha-[Am]vana ooh -na- [F] nay / [E7] /

Half of my heart is in Ha [Am] vana ooh - na - na [F] ay / [E7] /

He took me back to East At-[Am] lanta ooh - na - na [F] ay / [E7] /

Oh but my heart is in Ha [Am]vana /

There's [F] somethin' bout his [E7] manners (uh huh) Ha-[Am] vana ooh-na-[F] nay

He [Am] didn't walk up with a [F]'How you do-[E7] ing?' /

(When he came in the room)

He [Am] said there's a lot of girls [F] I can do [E7] with /

(But I can't without you)

I [Am] knew him forever [F] in a min-[E7] ute /

(That summer night in June)

And [Am] Papa says he got his [F] Malo in [E7] him /

He got me feelin' like [Am] OO - oo - [F] Oo - oo - oo- [E7] Oo - oo-oo

I knew it when I [Am] met him / I [F] loved him when I [E7] left him /

Got me feeling like [Am] OO - oo - [F] Oo - oo - oo- [E7] Oo - oo-oo

And then I had to [Am] tell him / I [F] had to [E7] go-o Ooh - na - na -ay

Ha-[Am]vana ooh -na- [F] nay / [E7] /

Half of my heart is in Ha [Am] vana ooh - na - na [F] ay / [E7] /

He took me back to East At-[Am] lanta ooh - na - na [F] ay / [E7] /

Oh but my heart is in Ha [Am]vana

My [F] heart is in [E7] Havana Ha-[Am] vana ooh-na-[F] nay

I [Am] knew I was there when I [F] read the si-[E7] ign /

(Welcome to La Yuma)

I [Am] knew it was him when he [F] hugged me from be-[E7] hind /

(It gets me every time)

I [Am] He's put in work, but it's [F] in the [E7] streets /

(He said, girl, can you ride?)

And [Am] This is the part that my [F] Daddy told [E7] me /

He got me feelin' like [Am] OO - oo - [F] Oo - oo - oo- [E7] Oo - oo-oo

I knew it when I [Am] met him, I [F] loved him when [E7] I left him /

Got me feeling like [Am] OO - oo - [F] Oo - oo - oo- [E7] Oo - oo-oo

And then I had to [Am] tell him, I [F] had to [E7] go-o Ooh - na - na [F] ay [E7]

Ha-[Am]vana ooh -na- [F] nay / [E7] /

Half of my heart is in Ha [Am] vana ooh - na - na [F] ay / [E7] /

He took me back to East At-[Am] lanta ooh - na - na [F] ay / [E7] /

Oh my heart is in Ha [Am]vana, my [F] heart is in Ha [E7]vana

Havanna ooh- na <[Am]> na!



# Have I the right (2 semitones lower than original)

Honeycombs (1965)

<https://www.youtube.com/watch?v=OuUpOerfT2I>

Intro

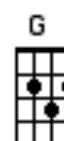
A - - - - - - - - - -10 - - - | - - - - - - - - - -10 - - - |  
E 3 - 3 - 3-2 - 3-2- 3 -10 - - | 3 - 3 - 3-2 - 3-2- 3 -10 - - |  
C - - - - - - - - - -10 - | - - - - - - - - - -10 - |  
G - - - - - - - - - -0 - | - - - - - - - - - -0 - |

Start Note G

[C] / Have I / the [G] right / to hold you [C] / You know I've [F] always told you  
[C] / That we must [Am] never / ever [G] part /// Oh-o-o-o-oh!



[C] / Have I / the [G] right / to kiss you [C] / You know I'll [F] always miss you  
[C] / I've loved you [Am] from the [G] very [C] start /// [G]



[C] Come right back / I [G] just can't bear it,  
[C] / I've got some love and I [F] long to [G] share it,  
[C] Come right back I'll [G] show my love is [C] stro-ong, / Oh [G] yeah ///

[C] / Have I / the [G] right / to touch you [C] / If I could you'd [F] see how much you  
[C] / Sends those shivers [Am] running / down my [G] spine /// Oh-o-o-o-oh!



[C] / Have I / the [G] right / to thrill you [C] / You know I'll [F] wait until you  
[C] / Give me the [Am] right / to [G] ma-ake you [C] mi-ine /// [G]



[C] Come right back / I [G] just can't bear it,  
[C] / I've got some love and I [F] long to [G] share it,  
[C] Come right back I'll [G] show my love is [C] strong [G] Oh yeah!  
Come on.

A - - - - - - - - - - | - - - - 3 - 3 - - - 0 | - - - - 0 - - - - - | 2 - 0 - 0 - |  
E 3 - 3 - 3-2 - 3-2-3 - - | 3 - 3 - - - - 1-1 - - | 3 - 3 - 3 - 3-0-3 - 3 | - 3 - 3 - - |  
C - - - - - - - - - - | - - - - - - - - - - | - - - - - - - - - - | - - - - - - |  
G - - - - - - - - - - | - - - - - - - - - - | - - - - - - - - - - | - - - - - - |

A - - - - - - - - - - | - - - - 3 - 3 - - - 0 | - - - - 0 - 7-2-5 - 3 |  
E 3 - 3 - 3-2 - 3-2-3 - - | 3 - 3 - - - - 1-1 - - | 3 - 3 - 3 - 3 - - - - |  
C - - - - - - - - - - | - - - - - - - - - - | - - - - - - - - - - |  
G - - - - - - - - - - | - - - - - - - - - - | - - - - - - - - - - |

[C] / Have I / the [G] right / to hold you [C] / You know I've [F] always told you  
[C] / That we must [Am] never / ever [G] part /// Oh-o-o-o-oh!

[C] / Have I / the [G] right / to kiss you [C] / You know I'll [F] always miss you  
[C] / I've loved you [Am] from the [G] very [C] start /// [G]

[C] Come right back / I [G] just can't bear it,  
[C] / I've got some love and I [F] long to [G] share it,  
[C] Come right back right [G] back where you be-[C] lo-ong /  
Oh [G] yeah! / You be [C] long ///  
Oh [G] yeah! / You be [C] long /// <[C]> <[Csus4]> <[C]>

# Hey Jude

Beatles (1968)

[https://www.youtube.com/watch?v=A\\_MjCqQoLLA](https://www.youtube.com/watch?v=A_MjCqQoLLA)

Start Note D

No intro

Strum D DUD D DUD

Hey [G] Jude // don't make it [D] bad //

Take a [D7] sad song / and make it [G] better //

Re-[C] member / to let her into your [G] heart/

Then you can [D7] start // to make it [G] better //

[X] Hey [G] Jude // don't be a-[D] fraid //

You were [D7] made to / go out and [G] get her //

The [C] minute / you let her under your [G] skin //

Then you be- [D7]gin // to make it [G] better // I

A - - - - 2  
E 3 - 2 - 1  
C - - - - 2  
G - - - - 0

And [G7] any time you feel the [C] pain hey [Em] Jude re-[Am]frain /

Don't [Am7] carry the [D] world / u-[D7] pon your [G] shoulder //

For [G7] well you know that it's a [C] fool / who [Em] plays it [Am] cool /

By [Am7] making his [D] world / a [D7] little [G] colder/

[G] Na na nana [G7] na na [D7] na na

A - - - - 0 - 0 -  
E 2 - 3 - - - -  
C - - - - - - -  
G - - - - - - -

[X] Hey [G] Jude // don't let me [D] down //

You have [D7] found her / and go and [G] get her //

Re-[C] member / to let her into your [G] heart /

Then you can [D7] start // to make it [G] better

A - - - - 2  
E 3 - 2 - 1  
C - - - - 2  
G - - - - 0

So [G7] let it out and let it [C] in hey [Em] Jude be-[Am]gin /

You're [Am7] waiting for [D] someone [D7] to per-[G] form with

A - - - - 2  
E 3 - 2 - 1  
C - - - - 2  
G - - - - 0

[G7] But you know that it's just [C] you hey [Em] Jude you'll [Am] do //

The [Am7] movement you [D] need / is [D7] on your [G] shoulders /

[G] Na na nana [G7] na na [D7] na na

A - - - - 0 - 0 -  
E 2 - 3 - - - -  
C - - - - - - -  
G - - - - - - -

Hey [G] Jude // don't make it [D] bad //

Take a [D7] sad song / and make it [G] better //

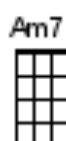
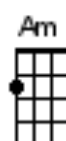
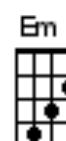
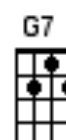
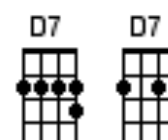
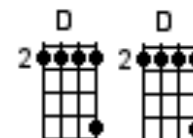
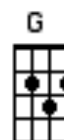
Re-[C] member / to let her into your [G] heart /

Then you can [D7] start / to make it [G] better //

Better better better better better . . . yeah!!

[G] Na / na na [F] na na na na // [C] na na na na / hey [G] Jude ///

[G] Na / na na [F] na na na na // [C] na na na na / hey [G] Jude /// <[G]>



# Hey There Delilah (2 semitones lower than the original)

Plain White Ts (2005)

[https://www.youtube.com/watch?v=h\\_m-BjrxmgI](https://www.youtube.com/watch?v=h_m-BjrxmgI)

Start Note G

original

Strum DDdudu

Intro - Pattern continues with new chords

A - 3 - 3 - 3 - 3 | - 2 - 2 - 2 - 2 |

E - 0 - 0 - 0 - 0 | - 3 - 3 - 3 - 3 | x 2

C - - - - - | - - - - - |

G 0 - 0 - 0 - 0 - | 0 - 0 - 0 - 0 - |

[C]

[Em]

Riff

A - 0 - 0 - 0 - 0 - 2 - 0


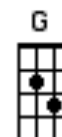
E - 0 - 0 - 0 - 0 - 3 - 1

C - - - - - 2 - 0 -

G 2 - 2 - 2 - 2 - - - -

[Am]

[G] [F]



[C] / Hey there Delilah what's it [Em] like in New York City

I'm a [C] thousand miles away but girl to-[Em] night you look so pretty

(Riff)

Yes you [Am] do // <[G]> <[F]>

[F] Time Square can't [G] shine as bright as [Am] you //

I swear it's [G] true ///

[C] / Hey there Delilah Don't you [Em] worry about the distance

I'm right [C] there if you get lonely, give this [Em] song another listen

(Riff)

Close your [Am] eyes // <[G]> <[F]>

[F] Listen to your [G] voice it's my dis-[Am] guise // I'm by your [G] side ///

CHORUS

(Sing C) [C] Oh / it's what you do to [Am] me /// [C] Oh / it's what you do to [Am] me ///

[C] Oh / it's what you do to [Am] me /// [C] Oh / it's what you do to [Am] me ///

[C] What you do to [Am] me ///

[C] / Hey there Delilah I know [Em] times are getting hard

But [C] just believe me girl some [Em] day I'll pay the bills with this guitar

(Riff)

We'll have it [Am] good // <[G]> <[F]>

[F] We'll have the [G] life we knew we [Am] Would /// My word is [G] good ///

[C] Hey there Delilah I've got [Em] so much left to say

If every [C] simple song I wrote to you [Em] would take your breath away

(Riff)

I'd write it [Am] all // <[G]> <[F]>

[F] Even more [G] in love with me you'd [Am] fall /// We'd have it [G] all ///

CHORUS

BRIDGE

[F] A thousand miles seems pretty far but [G] they've got planes and trains and cars

I'd [C] walk to you if I had no other [Am] way ///

[F] Our friends would all make fun of us and [G] we'll just laugh along because we [C] know that none of them have felt this [Am] way ///

[F] Delilah I can promise you that [G] by the time that we get through

The [Em] world will never ever be the [Am] same // and you're to [G] blame [G]

[C] / Hey there Delilah you be [Em] good and don't you miss me

Two more [C] years and you'll be done with school and [Em] I'll be making history

(Riff)

Like I [Am] do // <[G]> <[F]> [F] You'll know it's [G] all because of [Am] you ///

[Am] We can do what-[G] ever we want [Am] to ///

[F] Hey there De [G] lilah here's to [Am] you /// [G] This one's to you /// [G]

CHORUS

## Hotel California (2 semitones lower than the original)

Eagles (1976)

[https://www.youtube.com/watch?v=Sm3b4\\_XLCOU](https://www.youtube.com/watch?v=Sm3b4_XLCOU) original

Start Note E

Intro 1 bar of each [Am] [E7] [G] [D] [F] [C] [Dm] [E7]

A 0 - - -0 - 0-2-0 |

E 0 - - 0- - - - - |

C 0 -0-0 - - - - - |

G 2- - - - - - - - |

[Am] and so on for each chord

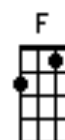
Pick for verses (as per chord)

A 0 - - 0 - 0 - 0 -

E 0 - - - 0 - - - -

C 0 - 0 - - - - - -

G 2 - - - - - - - -



Verse (pick)

[Am] / On a dark desert highway // [E7] / cool wind in my hair //

[G] / Warm smell of colitas // [D] / rising up through the air //

[F] / Up ahead in the distance // [C] / I saw a shimmering light //

[Dm] / My head grew heavy and my sight grew dim /

[E7] / I had to stop for the night ///

Verse (pick)

[Am] / There she stood in the doorway // [E7] / heard the mission bell ///

[G] // I was thinking to myself this could be [D] heaven or this could be hell //

[F] / Then she lit up a candle // [C] / and she showed me the way //

[Dm] / There were voices down the corridor // [E7] / I thought I heard them say ///

Chorus (bold strum)

[F] / Welcome to the Hotel Cal-[C] ifornia ///

Such a [E7] lovely place (such a lovely place) such a [Am] lovely face ///

[F] / Plenty of room at the Hotel Cal-[C] ifornia ///

Any [Dm] time of year (any time of year) you can [E7] find it here // [E7]

Verse (pick)

[Am] / Her mind is Tiffany twisted // [E7] / she got the Mercedes Benz //

[G] / She got a lot of pretty, pretty boys // [D] / she calls friends //

[F] / How they dance in the courtyard // [C] sweet summer sweat //

[Dm] / Some dance to remember // [E7] / some dance to forget //

Verse (pick)

[Am] / So I called up the captain // [E7] / please bring my wine / (he said)

[G] / We haven't had that spirit here since // [D] / nineteen sixty nine //

[F] / And still those voices are calling from [C] far // away ///

[Dm] / Wake you up in the middle of the night // [E7] / just to hear them say ///

Chorus (bold strum)

[F] / Welcome to the Hotel Cal-[C] ifornia ///

Such a [E7] lovely place (such a lovely place) such a [Am] lovely face ///

[F] / Livin' it up in the Hotel Cal-[C] ifornia ///

What a [Dm] nice surprise (what a nice surprise) [E7] bring your alibis /// [E7]

Verse (pick)

[Am] / Mirrors on the ceiling // [E7] / the pink champagne on ice / (and she said)

[G] / We are all just prisoners here // [D] / of our own device ///

[F] / And in the master's chambers // [C] / they gathered for the feast //

[Dm] / They stab it with their steely knives / but [E7] just can't kill the beast ///

Verse (pick)

[Am] / Last thing I remember I was [E7] / running for the door //

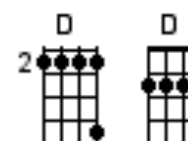
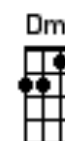
[G] / I had found the passage back to the [D] place I was before //

[F] / "Relax" said the night man // [C] we are programmed to receive ///

[Dm] / You can check out any time you like // [E7] / but you can never leave ///

Outro 1 bar of each [Am] [E7] [G] [D] [F] [C] [Dm] [E7]

[Am] [E7] [G] [D] [F] [C] [Dm] [E7] [Am]



## Human (5 semitones lower than original)

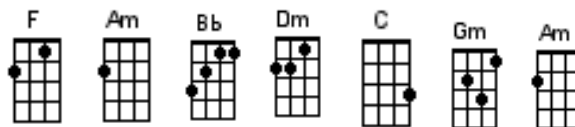
The Killers (2008)

<https://www.youtube.com/watch?v=RIZdjT1472Y>

Start Note F

Intro (could pick throughout!)

A -0-0-0-0 |  
E 1-1-1-1- | x 4  
C - - - - |  
G - - - - |



[F]  
I [F] did my best to [Am] notice / when the [Bb] call came down the [F] line //  
Up to the [C] platform of sur- [Dm] render / I was [Bb] brought, but I was [C] kind ///  
(And) [F] some-times I get [Am] nervous / when I [Bb] see an open [Dm] door /  
Close your eyes / clear your [Bb] heart /// [C] [C] ///

Cut the [F] cord // are we [Am] human /// [Bb] // or are we [F] dancer? //  
[C] / My sign is [Dm] vital /// [Bb] / my hands are [C] cold ///  
And I'm [F] on / my / [Am] knees / looking for the [Dm] an- / swer / I //  
Are we [Gm] hu- / man / or [Bb] are we danc- / [F] er /// (Stop)  
[F] [Am] [Bb] [F] [C] [Dm] [Bb] [C] or

### Instrumental

A -0-0-0-0|-0-0-0-0|-1-1-1-1 | -0-0-0-0 | -3-3-3-3 | -0-0-0-0|-1-1-1-1 | -3-3-3-3|  
E 1-1-1-1 | 0-0-0-0 | 1-1-1-1 - | 1-1-1-1 - | 0-0-0-0 - | 1-1-1-1 | 1-1-1-1 - | 0-0-0-0-|  
C - - - - | - - - - | - - - - | - - - - | - - - - | - - - - | - - - - |  
G - - - - | - - - - | - - - - | - - - - | - - - - | - - - - | - - - - |  
[F] [Am] [Bb] [F] [C] [Dm] [Bb] [C]

Pay my re-[F]pects to grace and [Am] virtue /  
Send my con-[Bb]dolences to [F] good //  
Give my re-[C]gards to souls and [Dm] romance /  
They always [Bb] did the best they [C] could //  
And [F] so long to de-[Am] votion / you taught me [Bb] ev- / erything I [Dm] know  
Wave good-[Bb] bye / wish me well /// [C] [C] (Stop)

You got to let me [F] go // are we [Am] human /// [Bb] // or are we [F] dancer? //  
[C] / My sign is [Dm] vital /// [Bb] / my hands are [C] cold ///  
And I'm [F] on / my / [Am] knees / looking for the [Dm] an- / swer / I //  
Are we [Gm] hu- / man / or [Bb] are we danc- / [F] er /// (Stop)

Will your [Bb] system be al-[C]right // when you [A] dream of home to-[Dm]night? //  
There is [Bb] no message we're receiving /  
[C] let me know is your heart still beating?

Are we [Am] human /// [Bb] // or are we [F] dancer? //  
[C] / My sign is [Dm] vital /// [Bb] / my hands are [C] cold ///  
And I'm [F] on / my / [Am] knees / looking for the [Dm] an- / swer / I /// [Dm]  
[Dm] [Dm] [Dm] [Dm](Stop)

You got to let me [F] go // are we [Am] human /// [Bb] // or are we [F] dancer? //  
[C] / My sign is [Dm] vital /// [Bb] / my hands are [C] cold ///  
And I'm [F] on / my / [Am] knees / looking for the [Dm] an- / swer / I //  
Are we [Gm] hu- / man / or [Bb] are we danc- / [F] er /// (Stop)

A -0-0-0-0|-0-0-0-0|-1-1-1-1 | -0-0-0-0 | -3-3-3-3 | -0-0-0-0|-1-1-1-1 | -3-3-3-3|  
E 1-1-1-1 | 0-0-0-0 | 1-1-1-1 - | 1-1-1-1 - | 0-0-0-0 - | 1-1-1-1 | 1-1-1-1 - | 0-0-0-0-|  
C - - - - | - - - - | - - - - | - - - - | - - - - | - - - - | - - - - |  
G - - - - | - - - - | - - - - | - - - - | - - - - | - - - - | - - - - |  
[F] [Am] [Bb] [F] [C] [Dm] [Bb] [C]

Are we [Bb] human [Bb] or are we [Dm] dancer? [C]  
Are we [Gm] human [Bb] or are we danc-[F] er? [F] (Slowing) [F] [F]

# I don't know my name (Same key as original)

Grace Vanderwaal (2017)

- Cover Naked Waiters (dif key)

Start Note E

<https://www.youtube.com/watch?v=XGIKvBtoWjI> Original

Intro and first 2 paras

A 3 - 3 - 3 - 3 - 3 - 3 - 3 - 3 - 0 - 0 - 0 - 0 - 0 - 0 - 0 - 0 -  
 E 0 - - - - - 0 - - - - - 1 - - - - - 1 - - - - -  
 C 0 - - - - - 0 - - - - - 0 - - - - - 0 - - - - - and so on  
 G 0 - - - - - 0 - - - - - 2 - - - - - 2 - - - - -  
 [C] [C] [F] [F]

[C] / I don't know my [F] name /// [F]

[Am] / I don't play by the rules of [G] the game

So you [C] say /// I'm / just / [F] try- / ing Just [Am] try- /// [G] ing /

So I [C] heard / you / are / my / [F] sis- / ter's / friend /

You [Am] get / a- / long / quite / [G] nicely /// [G]

You [C] ask / me / why / I / [F] cut // my hair //

And [Am] change / my- / self / com- / [G]pletely ///

Strum D duud

[C] I / don't / know / my / [F] name /// [F]

[Am] I / don't / play / by the [G] rules // of the game /

So you [C] say /// I'm / just / [F] try- /// ing

But I'm [Am] try- /// <[G]> ing To find my way [C] /// [C]

Strum D duud

[C] I / don't / know / my / [F] name /// [F]

[Am] I / don't / play / by the [G] rules // of the game /

So you [C] say /// I'm / not / [F] try- /// ing

But I'm [Am] try- /// <[G]> ing To find my way [C] /// [C]

I [C] went / from / bland / and / [F] pop- // u -lar /

To [Am] join- / ing the march- / ing / [G] band /// [G]

I [C] made / the / clos- / est / [F] friends

I'll [C] ever [Am] have / in / m- y-y [G] li-i-ife- time //

[F] I am lost / / <[G]> [Am] trying to get [G] found

(In an ocean) o-of /// pe - / [F] e / -e / - eople,

[F] Please don't ask me

[C] Bom /// bom bom / [F] bom /// bom bom

[Am] Bom /// bom bom / [G] bom /// [G]

Strum D duud

[C] I / don't / know / my / [F] name /// [F]

[Am] I / don't / play / by the [G] rules // of the game /

So you [C] say /// I'm / not / [F] try- /// ing

But I'm [Am] try- /// <[G]> ing To find my way [C] /// [C]

Strum D duud

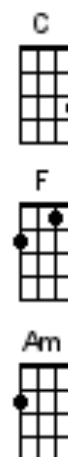
[C] I / don't / know / my / [F] name /// [F]

[Am] I / don't / play / by the [G] rules // of the game /

So you [C] say /// I'm / not / [F] try- /// ing

But I'm [Am] try- /// <[G]> ing

To find my way [C] /// [C] <[C]>





# I have a dream (Same key as original)

Westlife (1979)

[https://www.youtube.com/watch?v=HkL8GuU9\\_0](https://www.youtube.com/watch?v=HkL8GuU9_0)

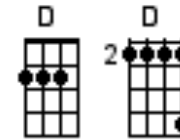
Start Note D

## Intro and (Riff)

A 3-3-3 - 3-3-3-3 3-2-2-2-2 -0-0-0- 0- - - - - - - - - - - - - - -0 -  
 E - - - - - - - - - - - - - - - 3-3-3-3- 3-2-2- 0 - - 0-2-0 - - - 0-3-2 - 3  
 C - 2- - - - -2-2 - - - - -  
 G -  
 [G] [G] [G] [D] [D] [D] [D] [G] [G]

## Strum DUD DUD

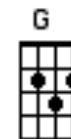
I have / a [D] dream /// I / a song / to [G] sing ///  
 / To help / me [D] cope /// I / with an- / y [G] thing ///  
 // If you see the [D] wonder /// I /// of the fairy [G] tale ///  
 // You can tell the [D] future /// I /// even if you [G] fail ///  
 // I believe in [D] angels /// I /// something good in [C] e- / verything I [G] see //  
 I believe in [D] angels /// I /// when I know the [C] time / is right for [G] me  
 I cross / the [D] stream /// I / I have a [G] dream



A 3-3-3 - 3-3-3-3 3-2-2-2-2 -0-0-0- 0- - - - - - - - - - - - - - -0 -  
 E - - - - - - - - - - - - - - - 3-3-3-3- 3-2-2- 0 - - 0-2-0 - - - 0-3-2 - 3  
 C - 2- - - - -2-2 - - - - -  
 G -  
 [G] [G] [G] [D] [D] [D] [D] [G] [G]



I have / a [D] dream /// I / a fan- / ta-[G]-sy ///  
 / To help / me [D] through /// I / real- / i-[G]-ty ///  
 // And my destin [D]-ation /// I /// makes it worth the [G] while ///  
 // Pushing through the [D] darkness /// I /// still another [G] mile ///  
 // I believe in [D] angels /// I /// something good in [C] e- / verything I [G] see //  
 I believe in [D] angels /// I /// when I know the [C] time / is right for [G] me  
 I cross / the [D] stream /// I / I have a [G] dream



A 3-3-3 - 3-3-3-3 3-2-2-2-2 -0-0-0- 0- - - - - - - - - - - - - - -0 -  
 E - - - - - - - - - - - - - - - 3-3-3-3- 3-2-2- 0 - - 0-2-0 - - - 0-3-2 - 3  
 C - 2- - - - -2-2 - - - - -  
 G -  
 [G] [G] [G] [D] [D] [D] [D] [G] [G]

I have / a [D] dream /// I / a song / to [G] sing ///  
 / To help / me [D] cope /// I / with an- / y [G] thing ///  
 // If you see the [D] wonder /// I /// of the fairy [G] tale ///  
 // You can tell the [D] future /// I /// even if you [G] fail ///  
 // I believe in [D] angels /// I /// something good in [C] e- / verything I [G] see //  
 I believe in [D] angels /// I /// when I know the [C] time / is right for [G] me  
 I cross / the [D] stream /// I / I have a [G] dream

A 3-3-3 - 3-3-3-3 3-2-2-2-2 -0-0-0- 0- - - - - - - - - - - - - - -0 -  
 E - - - - - - - - - - - - - - - 3-3-3-3- 3-2-2- 0 - - 0-2-0 - - - 0-3-2 - 3  
 C - 2- - - - -2-2 - - - - -  
 G -  
 [G] [G] [G] [D] [D] [D] [D] [G] [G]

# I knew you were trouble (Same key as cover)

Taylor Swift (2012)

<https://www.youtube.com/watch?v=WcM14Al83Ls> cover (Walk off the earth)

<https://www.youtube.com/watch?v=vNoKguSdy4Y> Original

Start Note F#

Intro [D] D DUUD [D] D DUUD

[D] Once up-[A] on a time / a few mistakes ago /

I was [D] in your sights / you got [A] me alone /

You [Bb] fou-ou-ou-ound me / you [A] fou-ou-ou-ound me /

you [D] fou-ou-ou-ound me-e-e-e- [Bb]-e

I [D] guess you didn't care / I guess I liked that /

And [A] when I fell hard / you took a step back /

With-[Bm] ou-ou-ou-out me / withou-ou-ou-out me /

With-[G] ou-ou-ou-out me-e-e-e- [D]-e /

And he's [A] lo // [D] o-o-ong [A] gone / when he's next // to [Bm] me //

And I [E] re- // a-[G] ise // the blame is me // 'cause.....

CHORUS

[Bm] I knew you were [G] trouble when you walked i-[A]-in ///

It's a [D] a shame on [G] me no - [Bm] w

Flew me to [G] places I'd never [A] been 'til you [D] put me [G] down, oh

[Bm] I knew you were [G] trouble when you walked i-[A]-in ///

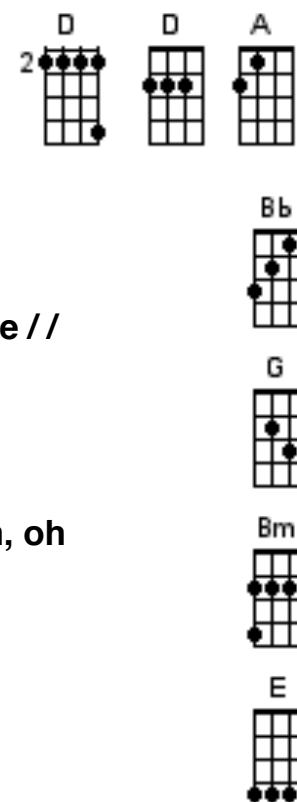
[D] Shame on [G] me no- [Bm] ow

Flew me to [G] places I'd never [A] be- e-e-en /

Now I'm [D] lyin' on the [A] cold hard [Bm] ground!

Oh /// [G] oh- / [A]-oh / trouble, [D] trouble, [A] trouble!

[Bm] Oh /// [G] oh- / [A]-oh / trouble, [D] trouble, [A] trouble!



[D] No apologies / he'll never see you cry /

Pre-[A] tend he doesn't know / that he's the reason why / You're [Bm] drowning /  
you're drowning / you're [G] drow-ow-own-ing ing-ing-ing

Now, I [D] heard you moved on / the whispers on the street /

A [A] new notch in your belt / it's all I'll ever be /

And [Bm] no-o-ow I see / no-o-ow I see / [G] no-o-ow I see-ee-ee-ee-ee-ee [D] ee

And he's [A] lo // [D] o-o-ong [A] gone / when he's next // to [Bm] me //

And I [E] re- // a-[G] ise // the blame is me // [D] HEY

CHORUS

[Bm] I knew you were [G] trouble when you walked i-[A]-in ///

It's a [D] a shame on [G] me no - [Bm] w

Flew me to [G] places I'd never [A] been 'til you [D] put me [G] down, oh

[Bm] I knew you were [G] trouble when you walked i-[A]-in ///

[D] Shame on [G] me no- [Bm] ow

Flew me to [G] places I'd never [A] be- e-e-en /

Now I'm [D] lyin' on the [A] cold hard [Bm] ground!

Oh /// [G] oh- / [A]-oh / trouble, [D] trouble, [A] trouble!

[Bm] Oh /// [G] oh- / [A]-oh / trouble, [D] trouble, [A] trouble!

And the [Bb] saddest [G] fear /// [E] [D] comes [Bm] creepin' in ///

That you [G] never loved me // or her / or [C] anyone / or anything // [A] yea- ea-eah

Repeat CHORUS then

[Bm] I knew you were [G] trouble when you walked i-[A] in /// trouble [D] trouble [A]

trouble [Bm] I knew you were [G] trouble when you walked i-[A] in ///

trouble [D] trouble, <[D]> trouble.

# I predict a riot (3 semitones lower than original)

The Kaiser Chiefs

<https://www.youtube.com/watch?v=hamKl-su8PE>

Start Note A

[Am] //// <[C]> / <[Em]> / [Am] //// <[C]> / <[Em]> /

[F] //// [Em] //// [Dm] //// <[C]> / <[Em]> /

[Am] //// <[C]> / <[Em]> / [Am] //// <[C]> / <[Em]> /

[F] //// [Em] //// [Dm] //// <[C]> / <[Em]> / or pick

A 0- - 3-2 10- - 3-2 18- - 7- - 15- - 3-2 10- - 3-2 10- - 3-2 18- - 7- - 15- - 3-2 |

E - - - - | - - - - | - - - - | - - - - | - - - - | - - - - | - - - - |

C - - - - | - - - - | - - - - | - - - - | - - - - | - - - - | - - - - |

G - - - - | - - - - | - - - - | - - - - | - - - - | - - - - | - - - - |

[Am] //// [C][Em] /Am] / / [C][Em] [F] / / [Em] //// [Dm] / / [C][Em] [Am] / / [C][Em] /Am] / / [C][Em] [F] / / [Em] //// [Dm] / / [C][Em]

[Am] Aaaaah /// Watching the people get [C] lair- / y /

It's [D] not very pretty I [Am] tell / thee /

[Am] Walking through town is quite [C] scar- / y /

And [D] not very sensible [Am] ei- / ther /

A [Am] friend of a friend he got [C] beat- / en /

He [D] looked the wrong way at a [Am] police- / man /

Would [Am] never have happened to [C] Smea- / ton /

And [D] old Leodiensian

[Am] La // ah [E7] ah /// [G] / la-la-la-la-la [D] la / la la

[Am] ah // ah [E7] ah /// [G] / la-la-la-la-la [D] la ///

[F] I predict a riot /// I /// [Bb] I predict a [F] riot /// I ///

[F] I predict a riot /// I /// [Bb] I predict a [F] riot /// I ///

[Am] Aaaaah /// I tried to get in my [C] ta- / xi /

A [D] man in a tracksuit at-[Am]-tack'd / me /

He [Am] said that he saw it be [C] fore me /

[D] Wants to get things a bit [Am] go- / ry /

[Am] Girls run around with no [C] clothes / on /

To [D] borrow a pound for a [Am] con- / dom /

If it [Am] wasn't for chip fat they'd be [C] fro- / zen /

They're [D] not very sensible

[Am] La // ah [E7] ah /// [G] / la-la-la-la-la [D] la / la la

[Am] ah // ah [E7] ah /// [G] / la-la-la-la-la [D] la ///

[F] I predict a riot /// I /// [Bb] I predict a [F] riot /// I ///

[F] I predict a riot /// I /// [Bb] I predict a [F] riot /// I ///

And if there's <[B]> anybody left in <[A]> here

That <[G]> doesn't want to be out [F] there [F] ///

[Am] //// <[C]> / <[Em]> / [Am] //// <[C]> / <[Em]> /

[F] //// [Em] //// [Dm] //// <[C]> / <[Em]> /

[Am] Aaaaah /// Watching the people get [C] lair- / y /

It's [D] not very pretty I [Am] tell / thee /

[Am] Walking through town is quite [C] scar- / y /

And [D] not very sensible

[Am] La // ah [E7] ah /// [G] / la-la-la-la-la [D] la / la la

[Am] ah // ah [E7] ah /// [G] / la-la-la-la-la [D] la ///

[D] - for 8 bars Aaaaaaaaaaaaaaaaaah ooooooooooooooh

[F] I predict a riot /// I /// [Bb] I predict a [F] riot /// I ///

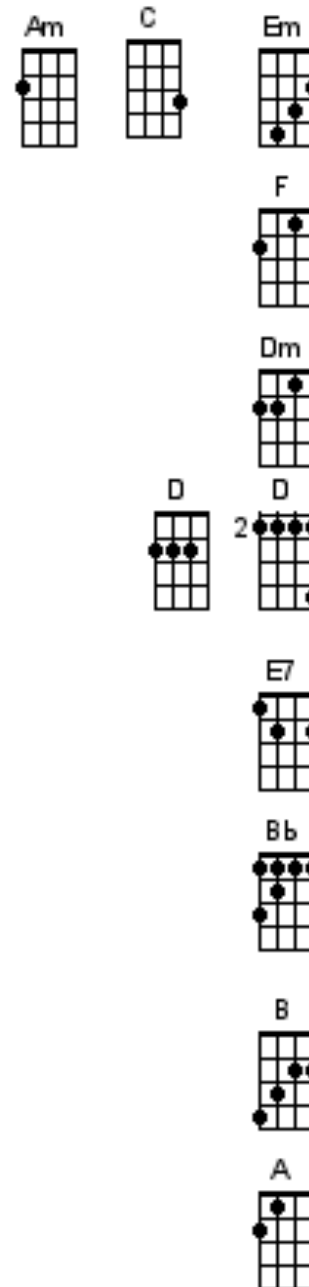
[F] I predict a riot /// I /// [Bb] I predict a [F] riot /// I ///

And if there's <[B]> anybody left in <[A]> here //

That <[G]> doesn't want to be out <[F]> there ///

I predict a [F] riot /// I /// [Bb] I predict a [F] riot /// I ///

[F] I predict a riot /// I /// [Bb] I predict a <[F]> riot



# If you wanna come back (Same key as original)

The Vaccines (2011)

<https://www.youtube.com/watch?v=uQKjI6395iU> Original

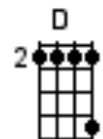
Start Note D

Intro Ukes <[D]> // // // // // <[D]> // // // // //  
<[D]> / <[D]> / <[D]> / <[D]> /  
<[D]> <[D]> <[D]> <[D]> <[D]> <[D]> <[D]> <[D]>

[D] Well, I don't wanna wake up in the morning but I've got to face the da-a-ay /  
[G] That's what all the [A] friends I do not [G] like as much as you [D] say /// I [D]  
I [D] don't wanna do things independently but I can't make you sta-a-ay /  
[G] That's what all the [A] friends I do not [G] like as much as you [D] stay /// I [D]  
[D] [D] //

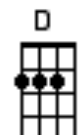
But if you [D] wanna come back it's alright, it's alright  
[G] It's alright if you [A] wanna come back  
Do you [D] wanna come back it's alright, it's alright  
[G] It's alright if you [A] wanna come back to [D] me /// [D] [D] [D] ///

Well, I [D] don't wanna see you with another guy but the fact is that I ma-a-ay  
[G] That's what all the [A] friends I do not [G] like as much as you [D] say /// I [D]  
[D] Give it just another couple months or so, then you'll be oka-a-ay /  
[G] That's what all the [A] friends I do not [G] like as much as you [D] stay /// I  
[D] [D] [D] ///

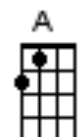


## BRIDGE

A-[D] lo-o-one // all a-[G]-lo-o-one [G] [A] I / I / [G] I'm / on my [D] own /// [D] ///

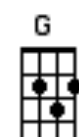


[D] But if you wanna come back it's alright, it's alright  
[G] It's alright if you [A] wanna come back  
Do you [D] wanna come back it's alright, it's alright  
[G] It's alright if you [A] wanna come back to [D] me /// [D] [D] [D] ///



## Instrumental

A - - - - - | - - - - - 9-7 - 7- - - |  
E - 7 - 10 - 7 - - 7- 7-10 - 7 | - 7 - 10 - 7 - - 10 - 10- |  
C - 9 - - - - - 9 - - - - - | 9 - - - - - | x 2  
G - - - - - | - - - - -



[D] me 2 3 4 5 6 7 8 [D] 2 3 4 5 6 7 8  
But if you [D] wanna come back it's alright, it's alright  
[G] It's alright if you [A] wanna come back  
Do you [D] wanna come back it's alright, it's alright  
[G] It's alright if you [A] wanna come back to [D] me /// [D] [D] [D] ///

But if you [D] wanna come back it's alright, it's alright  
[G] It's alright if you [A] wanna come back  
Do you [D] wanna come back it's alright, it's alright  
[G] It's alright if you [A] wanna come back to [D] me /// [D] [D]  
<[D]> <[Dsus4]> <[D]>

# Imagine (same key as original)

John Lennon (1971)

<http://uke4u.com/imagine-by-john-lennon-ex-beatles-ukulele-playalong/>  
<http://ukuleleunderground.com/2015/08/uke-lesson-93-imagine-john-lennon/>

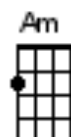
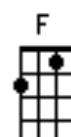
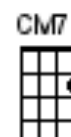
Start Note G

Pick		Riff	
A 0 - 0 - 0 - 0 - 0 - 0 - 0 - - - -		A - - - - - 3	
E 0 - 0 - 0 - 0 - 0 - 0 - 0 - 0 - -		E - 5-6-7 - 0	or A 0-1-2 <[C]>
C - - - - - - - - - - - - - - -		C - 5-6-7 - 0	
G - 0 - 0 - 0 - 0 - 0 - 0 - 0 - 0 -		G - - - - - 0	
		[F] [C]	

STRUM PATTERN      1            2            3            4  
                                  D            D DU       UD       DUD

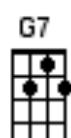
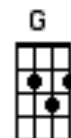
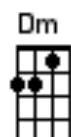
Pick

[C] / Imagine [Cmaj7] there's // no [F] heaven, [F] [F] Riff  
 it's [C] easy [Cmaj7] if / you / [F] try. [F] [F] Riff  
 [C] / No / [Cmaj7] hell / be / [F] low us, [F] [F] Riff  
 [C] / above us / [Cmaj7] only [F] sky /// Strum  
 [F] Imagine [Am] all / the / [Dm] people [F]  
 [G] living / for / to-[G7]day /// I - I -I-I-[C] -I



Pick

[C] / Imagine [Cmaj7] there's no [F] countries, [F] [F] Riff  
 [C] it isn't [Cmaj7] hard / to [F] do [F] [F] Riff  
 [C] Nothing to [Cmaj7] kill or [F] die for, [F] [F] Riff  
 [C] and no re-[Cmaj7]-ligion [F] too /// Strum  
 [F] Imagine [Am] all / the / [Dm] people, [F]  
 [G] living / life / in [G7] peace /// you - ou-ou-ou-[C]-ou

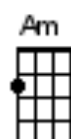


Strum

[F] // You may [G7] sa-a-ay I'm a [C] dreamer /// [E7]  
 [F] // but I'm [G7] not the only [C] one /// [E7]  
 [F] / I hope some [G7] da-a-ay you'll [C] join us // [E7]  
 [F] // and the [G7] wor-or-orld will [C] be as one // [C]

Pick

[C] / Imagine [Cmaj7] no // [F] possessions, [F] [F] Riff  
 I [C] wonder [Cmaj7] if / you / [F] can. [F] [F] Riff  
 [C] / No need for [Cmaj7] greed / or / [F] hunger, [F] [F] Riff  
 [C] / a brother-[Cmaj7] hood // of [F] man /// Strum  
 [F] Imagine [Am] all the [Dm] people, [F]  
 [G] sharing all the [G7] world /// you - ou-ou-ou-[C]-ou



Strum

[F] // You may [G7] sa-a-ay I'm a [C] dreamer /// [E7]  
 [F] // but I'm [G7] not the only [C] one /// [E7]  
 [F] / I hope some [G7] da-a-ay you'll [C] join us // [E7]  
 [F] // and the [G7] wor-or-orld will [C] live as one // <[C]>

# Kiss from a Rose (Same key as original)

Start Note G  
Words B

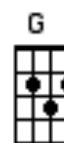
Seal (1994)

<https://www.youtube.com/watch?v=lwPEHvVm4vU> Tutorial

<https://www.youtube.com/watch?v=w7y19ED6Vrk> Original

Strum D dd

Ba da [Gm] DA-da-da- [F] - da-da-da-[G]DA badada Ba da [Gm] DA-da-da- [F] - da-da-da-[G]DA badada  
A - 0 - 1 1h 3 p 1 - 0 - - - - -X - - - - - 0 - 1 1h 3 p 1 - 0 - - - - -X - - - 2  
E 3 - - 3 - - - - - -1 - 1-3 s 5 -3 - 3-1-3 3 - - 3 - - - - - -1 - 1-3 s 5 - 3 - 3-1-3  
C - - - 2 - - - - - -0 - - - - - -2 - - - - - 2 - - - - - 2 - - - 2  
G - - - 0 - - - - - -2 - - - - - -X - - - - - 0 - - - - - -2 - - - - - X - - - 0  
[Gm] [F] [G] [Gm] [F] [G]



[G] / The-ere used to be a greying [Eb] tower alone on the [F] se- ea /

[G] Yo-ou became / the [Eb] light on the [F] dark side of [G] me -ee /

[G] Lo-ove remains / a [F] drug that's the [C] high not the [G] pi-ill

[G] But did you know // that when it [Gm] snows //

[Eb] My eyes become en-[F] larged

And the [Eb] light / that you [F] shine can't be [G] seen // [G] /

Ba-[G] by / I compare you to a [Eb] kiss from a [F] rose on the [G] grey

Oo-oo / (the)[G] more I get from you the [Eb] stranger it [F] fe-els / ye-[G] eah

[G] And now that your [Eb] rose is in [F] bloom //

A [Eb] light hits the [F] gloom on the <[G]> grey // 123

Interlude

Bada [Gm] YA-da-da-[F] -da-dada-[G]-daaa ba-da -da

Bada [Gm] YA-da-da-[F] -da-dada-[G]-daaa ba-da -da //

[G] / The-ere is so much a man can [Eb] tell you so [F] much he can sa-ay /

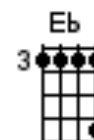
[G] Yo-ou remain / my [Eb] power / my [F] pleasure / my <[E]> pain

Baby-e-e, to [Eb] me you're like a growing [F] addiction that I can't de-[G] ny //

[G] Won't you tell me is that [Eb] healthy babe? [F]

[G] But did you know / that when it [Gm] snows / [Eb] My eyes become en-[F]larged

And the [Eb] light that you [F] shine can't be [G] seen // [G] //



Ba-[G]-by—e-e- I compare you to a [Eb] kiss from a [F] rose on the [G] grey

[G] Ooh the more I get from you the [Eb] stranger it [F] fe-els / ye-[G] eah

[G] Now that your [Eb] rose is in [F] bloom //

[Eb] A light hits the [F] gloom on the [G] grey // 12

Interlude

Bada [Gm] YA-da-da-[F] -da-dada-[G]-daaa ba-da -da

Bada [Gm] YA-da-da-[F] -da-dada-[G]-daaa ba-da -da

[G] I've // [D] been // [C] kissed by a rose on the [G] grey //

[G] I've // [D] been // [C] kissed by a rose on the [G] grey //

[G] I've // [D] been // [C] kissed by a rose on the [G] grey //

[G] I've // [D] been // [C] kissed by a rose on the [G] grey //

[G] There is so much a man can [Eb] tell you so [F] much he can sa-ay /

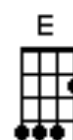
[G] Yo-ou remain / my [Eb] power / my [F] pleasure / my <[E]> pain //

Baby, to [Eb] me you're like a growing [F] addiction that I can't [G] deny /

[G] Won't you tell me is that [Eb] healthy baby [F]

[G] But did you know / that when it [Gm] snows / [Eb] My eyes become en-[F]larged

And the [Eb] light that you [F] shine can't be [G] seen // [G] //



Ba-[G]-by—e-e- I compare you to a [Eb] kiss from a [F] rose on the [G] grey

[G] Ooh the more I get from you the [Eb] stranger it [F] fe-els / [G] ye-eah

[G] And now that your [Eb] rose is in [F] bloom //

[Eb] A light hits the [F] gloom on the [G] grey // 123

Acapella [G] Now that your [Eb] rose is in [F] bloom /

A [Eb] light hits the [F] gloom on the <[G]> grey



# Knock on Wood (Same key as original)

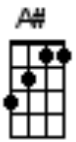
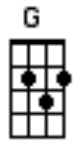
Eddie Floyd (1974)

[https://www.youtube.com/watch?v=Kceiks\\_PsE](https://www.youtube.com/watch?v=Kceiks_PsE) original

Start Note C#

## Intro and riff

A - - - - 0 - - 2 - - 5 - 2 - 0 - - - - | - - - - 0 - - - 2 - - 5 - 2 'I don't . .  
E 0 - - 3 - - - - - - - - - - 3 - 0 | 0 - - 3 - - - - - - - - - -  
C - - - - - - - - - - - - - - - - | - - - - - - - - - - - - - - - -  
G - - - - - - - - - - - - - - - - | - - - - - - - - - - - - - - - -  
[E] [A] [B] [D] [E] [A] [B] [D]



## Verse 1

[X] I don't wanna [A] lose // this good thing /// I /// that I've got ///  
Cause if I [E] do /// I / I will surely /// I / surely lose a [A] lot //  
Cause our [A] love // is better /// I / than any love I've known //

## Chorus

It's like [E] thunder /// [A] lightning /// the [E] way you love me is [A] frightening /  
You'd better [A] knock, (knock, knock) on [E] (riff starts) wood /// [A] Baby [B] [D]

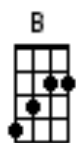
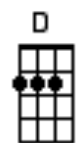
## Verse 2

[X] I'm not super-[A]stitious / about you /// I /// can't take no chance ///  
...You got me [E] spinning // baby, baby I'm in a [A] trance //  
Cause your [A] love // is better /// I / than any love I've known //

## Chorus

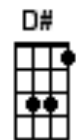
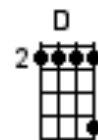
It's like [E] thunder /// [A] lightning /// the [E] way you love me is [A] frightening /  
You'd better [A] knock, (knock, knock) on [E] (riff starts) wood /// [A] Baby [B] [D]

A - - - - - | - - - - - | - - - - - | - - - - - |  
E - - 0 - - - | - 0-2-0 - - | 0-2-3-2-0 - | 3 - 0 - - - 2 - - |  
C 1-3 - 3-1 - | 3 - - - 3 - | - - - - - | - - - - - 3 - |  
G - - - - - | - - - - - | - - - - - | - - - - - |



## Verse 3

[X] It's no [A] secret // but that woman /// I /// fills my loving cup //  
Cause she [E] sees // to it /// I /// that I get e-[A] nough //  
Just the [A] touch // of her /// I / you know you need so much //



## Chorus

It's like [E] thunder /// [A] lightning /// the [E] way you love me is [A] frightening /  
You'd better [A] knock, (knock, knock) on [E] (riff starts) wood /// [A] Baby [B] [D]

[E] Oh [A] yeah

Think you better [E] knock (knock, knock) on [A] wood // x4  
Think you better knock.



# Love will tear us apart (same key as original)

Start Note D

Joy Division (1994)

<https://www.youtube.com/watch?v=zuuObGsB0No> Original

<https://www.youtube.com/watch?v=hNRtqHtYINY> Choir harmony

A - - - - - | - - - - - | - - - - - | - - - - - | 55555555 | 55555555 | 55555555 | 55555555 |  
 E - - - - - | - - - - - | 55555555 | 55555555 | 55555555 | 55555555 | 55555555 | 55555555 |  
 C 44444444 | 44444444 | 44444444 | 44444444 | 44444444 | 44444444 | 44444444 | 44444444 |  
 G - - - - - | - - - - - | - - - - - | - - - - - | - - - - - | - - - - - | - - - - - | - - - - - |

or

<[A]> 2 3 4 | <[A]> 2 3 4 | <[A]> 2 3 4 | [A] [A] [A] 234 | <[A]> 2 3 4 |

<[A]> 2 <[A]><[A]> | <[A]> 2 <[A]><[A]> | <[A]> 2 <[A]><[A]> | <[A]><[A]><[A]><[A]> |

or

[A] /// | [A] /// | [A] /// | [A] /// | [A] /// | [A] /// | [A] /// | [A] /// |

then

[Em] /// | [D] /// | [Bm] /// | [A] /// | [Em] /// | [D] /// | [Bm] /// | [A] /// |

When [Em] routine bites hard, [D] /// and am- [Bm]-bitions / are [A] low //  
 And re-[Em]-sentment rides, high [D] /// but e-[Bm]-motions / won't [A] grow //  
 And we're [Em] changing our ways [D] /// taking[Bm]dif-fer- / ent [A] roads //

Then [Em] love /// [D] love will tear us a-[Bm] part // a-[A] gain ///

[Em] Love /// [D] love will tear us a-[Bm] part // a-[A] gain ///

[Em] /// | [D] /// | [Bm] /// | [A] /// |

Why is the [Em] bedroom so cold?

[D] /// You've turned a-[Bm] way on / your [A] side

Is my [Em] timing so flawed? [D] /// Our re-[Bm]-spect runs / so [A] dry //

Yet there's [Em] still this appeal

[D] /// that we've [Bm] kept through / our [A] lives ///

Then [Em] love /// [D] love will tear us a-[Bm] part // a-[A] gain ///

[Em] Love /// [D] love will tear us a-[Bm] part // a-[A] gain ///

[A] /// | [A] /// | [A] /// | [A] /// | [A] /// | [A] /// | [A] /// | [A] /// |

[Em] /// | [D] /// | [Bm] /// | [A] /// | [Em] /// | [D] /// | [Bm] /// | [A] /// |

You can cry [Em] out in your sleep [D] /// all my [Bm] failings / ex-[A] posed //  
 And there's a [Em]taste in my mouth [D] /// as desper-[Bm]-ation / takes [A] hold //  
 Just that [Em] something so good [D] /// just can't [Bm] func-tion / no [A] more //

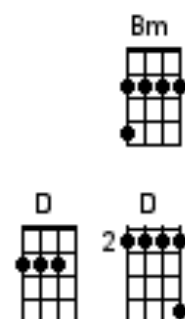

Then [Em] love /// [D] love will tear us a-[Bm] part // a-[A] gain ///

[Em] Love /// [D] love will tear us a-[Bm] part // a-[A] gain ///

[Em] Love /// [D] love will tear us a-[Bm] part // a-[A] gain ///

[Em] Love /// [D] love will tear us a-[Bm] part // a-[A] gain ///

[A] /// | [A] /// | [A] /// | <[A]>



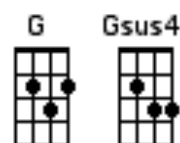
## Monday Monday (4 semitones lower than original key)

Mamas and Papas (1966)

<https://www.youtube.com/watch?v=h81Ojd3d2rY> original


Intro and Riff

[G] Ba [Gsus4] da, [G] ba [Gsus4] da da [G] da  
[G] Ba [Gsus4] da, [G] ba [Gsus4] da da [G] da



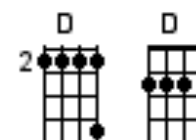
Ba Start note B  
Mon Start note C

[G] Monday Monday / Riff / so good to me Riff  
[G] Monday, morning it was all / I hoped it would [F] be / [Fsus4] //  
But Monday [Bb] morning, Monday morning, couldn't guaran tee //  
[D] / That Monday [G] eve-ning you would [C] still / be here with [G] me ///I ///




[G] Monday Monday / Riff / can't trust that day Riff  
[G] Monday, morning sometimes it just turns out that [F] way //  
Oh Monday [F] morning, you gave me no warning of [A] what was to [Asus4] be [A] /  
[D] / Oh Monday [G] Monday how could you [C] leave / and not take [G] me? ///

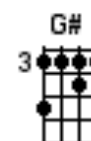
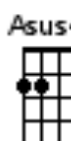
[G#] Every other day, every other day  
Every other day of the week is [F/C] fine, / yeah! //  
[G#] But when every Monday comes, / but when every Monday comes  
But when every Monday comes,  
you can find me [G] cryin' / all of the [E] time



[G] Monday Monday / Riff / so good to me Riff  
[G] Monday, morning it was all / I hoped it would [F] be / [Fsus4] //  
But Monday [Bb] morning, Monday morning, couldn't guaran tee //  
[D] / That Monday [G] eve-ning you would [C] still / be here with [G] me ///I ///

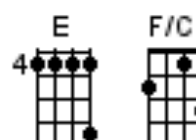


[G#] Every other day, every other day  
Every other day of the week is [F/C] fine, / yeah! //  
[G#] But when every Monday comes, / but when every Monday comes  
But when every Monday comes,  
you can find me [G] cryin' / all of the [E] time



Outro

[G] Monday, Monday, Riff can't trust that day, Riff  
Monday, Monday, Riff it just turns out that way, Riff  
Who-oo Monday Monday, Riff won't go away Riff  
Oh Monday, Monday Riff it's here to stay . . . Riff (Fade)



# Oh Mary don't you weep

Bruce Springsteen

<https://www.youtube.com/watch?v=QlpvbxmFm5g> original

Start Note E

A	7	-	7-7	-	7-7	-	7	-	5-5		5	-	5-5-5	-	7-5	-	3-3		7-7	-	5-3-0	-	3	-	7	-		5	-	5-3-0	-	0	
E	-	-	-	-	-	-	-	-	-		-	-	-	-	-	-	-	-		-	-	-	-	-	-	-		-	-	-	-	3	-
C	-	-	-	-	-	-	-	-	-		-	-	-	-	-	-	-	-		-	-	-	-	-	-	-		-	-	-	-	-	
G	-	-	-	-	-	-	-	-	-		-	-	-	-	-	-	-	-		-	-	-	-	-	-	-		-	-	-	-	-	
	[Am]										[E7]									[Am]								[E7]				[Am]	

Well [Am] if I could / I [E7] surely would /  
 Stand on the rock where [Am] Moses stood /  
 [Dm] Pharaoh's army got [Am] drown- / ded /  
 [E7] O Mary don't you [Am] weep ///

[Am] O / Mary don't you [E7] weep, don't mourn /  
 O / Mary don't you [Am] weep, don't mourn /  
 [Dm] Pharaoh's army got [Am] drown- / ded /  
 [E7] O Mary don't you [Am] weep ///

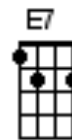
Well [Am] Mary wore 3 [E7] links of chain /  
 On every link was [Am] Jesus' name /  
 [Dm] Pharaoh's army got [Am] drown-ded /  
 [E7] O Mary don't you [Am] weep ///

[Am] O / Mary don't you [E7] weep, don't mourn /  
 O / Mary don't you [Am] weep, don't mourn /  
 [Dm] Pharaoh's army got [Am] drown-ded  
 [E7] O Mary don't you [Am] weep ///

Well [Am] one of theses nights 'bout [E7] 12 o'clock /  
 This old world is [Am] gonna rock /  
 [Dm] Pharaoh's army got [Am] drown-ded /  
 [E7] O Mary don't you [Am] weep ///

Well [Am] Moses stood on the [E7] Red Sea shore /  
 And smote' the water with a [Am] two by four /  
 [Dm] Pharaoh's army got [Am] drown-ded /  
 [E7] O Mary don't you [Am] weep ///

[Am] O / Mary don't you [E7] weep, don't mourn /  
 O / Mary don't you [Am] weep, don't mourn /  
 [Dm] Pharaoh's army got [Am] drown-ded  
 [E7] O Mary don't you [Am] weep ///



# One Day like this (2 semitones below Cover)

Elbow (2008)

<https://www.youtube.com/watch?v=rSWf6JxWrc8>

Cover - pick

<https://www.youtube.com/watch?v=O92y0VDiMvE>

Choir - harmonies

Start Note G

## Intro melody

A - 3 - 2 - 0 - - - | - 3 - 2 - 0 - - - |  
E - - - 3 - 0 - 3 | - - - 3 - 0 - 0 |  
C 0 - - - - - - | 0 - - - - - - |  
G - - - - - - - | - - - - - - - |

## Riff could simply pick

A - - - - 3 - 3 - - - - 3 - - X - - - - - 3 - 3 - - - - 3 - X -  
E -  
C - 0 - 0 - - - - 0 - 0 - - - - 0 - 0 - - - - 0 - 0 - - - - -  
G -

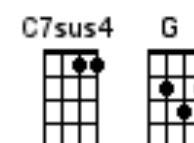
## Intro [C] DDUUDDU-DDUDDU

A - - -3 -3 - - - 3 - - - -3 -3 - - - -3 - - - 0- 0- - - -0- - - - 0 -0- - - - 0  
E - - -0- 0 - - - 0 - - - -0- 0 - - - -0- - - -1 -1 - - - 1 - - - -1 -1 - - - -1  
C - - -0- 0 - - - 0 - - - -0- 0 - - - -0- - - -0 -0 - - - 0 - - - -0 -0 - - - -0  
G 0-0 -0- 0- 0-0 -0 - 0-0 -0- 0- 0-0 -0- 2-2 -2- 2- 2-2 -2 -2-2 -2 -2 - 2-2 -2  
[C] [F]

## Strum pattern DDUUDDU-

Downs could be thumb picking/strumming G string,

Ups strumming E and A strings



[C] Drinking in the morning sun / [C] [C] [F] blinking in the morning sun / [F] [F]  
[G] Shaking off a heavy one / [G] [G] // yeah / [F] heavy like a loaded gun / [F] [F]  
[C] What made me behave that way / [C] [C] [F] using words I never say / [F]  
[F] /// I can [G] only think it must be love / [G] [G] // Oh / [F] anyway / I ///  
It's [F] looking like a beautiful <[C]> day

[C] Someone tell me how I feel / [C] [C] // it's [F] silly wrong but vivid right / [F] [F]  
Oh [G] kiss me like a final meal / [G] [G] // yeah / [F] kiss me like we die tonight [F]  
[F] /// Cause [C] holy cow I love your eyes / [C]  
[C] /// and [F] only now I see the light /// I ///  
Yeah / [G] lying with you half awake / [G] [G] // Oh / [F] anyway ///  
It's [F] looking like a beautiful <[C]> day 234123 So /  
[C] Throw / those / curtains // [C7sus4] wi-ide, /// I ///  
one [F] day like this a year would see me [C] right /// I /// x4

<[C]>When my face is chamois creased (Riff)  
<[F]>If you think I winked I did (Riff)  
<[G]> Laugh politely at repeats (Riff) Yeah <[F]> kiss me when my lips are thin (Riff)  
'Cause [C] holy cow, I love your eyes /// [C] /// and [F] only now I see the light ///  
[F] // Yeah / [G] lying with you half awake /  
stumbling over what to say, well [F] anyway // [F] //  
It's looking like a beautiful <[C]> day (Riff) day (Riff)

So / [C] throw / those / curtains // [C7sus4] wide /// I ///  
One [F] day like this a year would see me [C] right /// I /// x4

So / [C] throw / those curtains [C7sus4] wide, /// I /// one  
[C] Holy cow I love your [C7sus4] eyes // and  
[F] day like this a year would see me [C] right /// I ///  
[F] only now I see the [C] light x4 end on single strums & a tremelo

## Paradise (3 semitones lower than original)

George Ezra (2018)

<https://www.youtube.com/watch?v=XOwihbur34E> Original

Start Note G

[G] dddddddd | dddddddd  
1&2&3&4&

[G] My love, (My love) My lover, lover, lover  
I'm in [D] paradise whenever I'm [G] with you /  
My mind, (My mind) My m- m- m- m- mind well  
It's a [D] paradise whenever I'm [G] with you /  
Ride on (Ride on) I will ride on down the road,  
I will [D] find you, I'll hold you, I'll [G] be there /  
It's long (How long?) It's a mighty long road  
But I'll [D] find you, I will hold you and I'll [G] be there //

### Pre-chorus

[Cadd9] / I know you heard it from those [Em] other boys /  
But [G] this time, it's real / and it's something that I feel a-and  
[Cadd9] / I know you heard it from those [Em] other boys  
But [G] this time / it's real and it's something that I feel and

### Chorus

[C] If it feels like paradise running through your [Em] bloody veins  
[G] You know it's love heading your way ///  
[C] If it feels like paradise running through your [Em] bloody veins  
[G] You know it's love heading your wa - ay - ay /  
[G] // [Am] // [Em] //

[G] My time, (My time) My t-t-t-t-time  
Well it's a [D] never-ending helter-skelter  
We'll be out whatever the [G] weather /  
My heart, (My heart) My boom / -boom / heart  
It's a [D] beat and it's a thumping and [G] I'm alive /

### Pre-chorus

### Chorus

[G] // [Am] // [Em] //  
[G] // [Am] // [Em] //

### Bridge

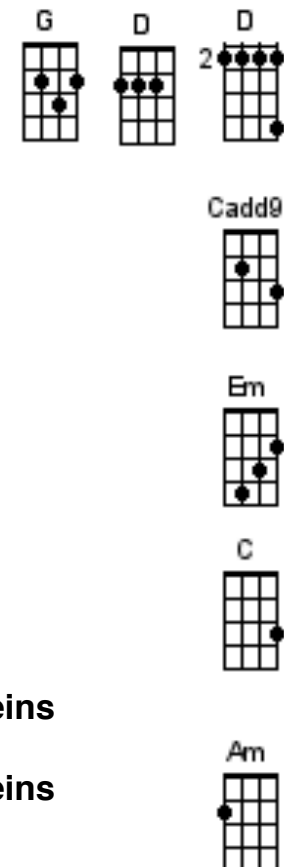
[G] Paradise, roll on, roll o-o-on, Meet me there, roll on, roll o-o-on,  
[G] Paradise, roll on, roll o-o-on,, Meet me there, roll on, roll o-o-on,  
[Cadd9] Paradise, roll on, roll o-o-on,, Meet me there, roll on, roll o-o-on,  
[G] Paradise, roll on, roll o-o-on,, Meet me there, roll on, roll o-o-on,  
[Em] Paradise, roll on, roll o-o-on,, [Cadd9] Meet me there, roll on, roll o-o-on,  
[G] Paradise, roll on, roll o-o-on,, Meet me there, roll on, roll o-o-on,

### Chorus

### Pre-chorus

### Chorus

### Chorus



## Perfect (Same key as original)

Ed Sheeran (2017)

<https://www.youtube.com/watch?v=s8b2xKBj-ao> Tutorial Original

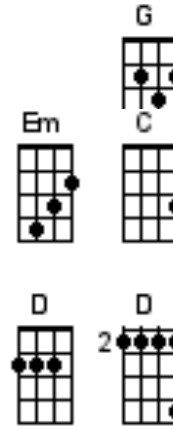
Strum D dudu D dudud (i . 3 4 5 6 ) or this pick

### Pick 1

A 2 - 2-2 - 2 | 2 - 2-2 - 2 | 2 - 2-2 - 2 | 2 - 2-2 - 2 |  
E 3 - 3-3 - 3 | 3 - 3-3 - 3 | 3 - 3-3 - 3 | 3 - 3-3 - 3 |  
C - 2 - - 2 - | - 2 - - 2 - | - 4 - - 4 - | - 4 - - 4 - | and so on  
G - - - - - | - - - - - | - - - - - | - - - - - |

[G] [Em]

Start Note A



### Pick 1

I found a [G] love // for-or-or [Em] me //  
Darling just [C] dive right in / follow my [D] lead //  
Well I found a [G] girl // beau- / tiful and [Em] sweet ///  
I never [C] knew / you were / the some-one waiting for [D7] me //  
Cause we were just kids when we [G] fell / in / love /  
Not knowing [Em] what / it / was /  
I will not [C] give / you / up / this / [G] ti- / i-i- [D7] ime  
But darling just [G] kiss / me / slow / your heart is [Em] all / I / own /  
And in your [C] eyes / you're / hold- / ing [D7] mi-i-ine. <[D7]>

### Strum

Ba-/ by-y-y [Em] I'm / [C] dancing in the [G] dark, with [D] you between my [Em] arms /  
[C] Barefoot on the [G] grass / [D] listening to our [Em] favourite song  
When you [C] said you looked a [G] mess I whispered [D] underneath my [Em] breath  
But you [C] heard / it / darling [G] you / look / [D7] per- / fect ton-[G] ight

### Pick 2

A - - - - - | - - - - - | - - - - - | - 0 - - - - - |  
E 3 - 3 - 2 - 2 - | 3 - 3 - 2 - 2 | 0 - 0 - 0 - 0 | - 2 - - - - - |  
C - 2 - - - 2 - - | - 4 - - - 2 - | - 0 - - - 0 - | - 0 - - - - - |  
G - - - - - | - - - - - | - - - - - | - 2 - - - - - |

[G] [D] [Em] [D] [C] [C] [D7]

### Strum or Pick 1

Well I found a [G] woman // stronger than [Em] anyone I know //  
She shares my [C] dreams, I hope that someday I'll share her [D] ho-o-me  
I found a [G] love /// to carry [Em] more than just my secrets /  
To carry [C] love / to carry children / of our [D] ow-own  
We are still kids, but we're [G] so / in / love / fighting a [Em]-gainst / all / odds /  
I know we'll [C] be / al- / right / this / [G] ti-i-i- [D] ime  
Darling just [G] hold / my / hand / Be my girl [Em] I'll be / your / man /  
I see my [C] fu- / ture / in / your / [D] eyes. <[D]>

### Strum

Ba-/ by-y-y [Em] I'm / [C] dancing in the [G] dark, with [D] you between my [Em] arms /  
[C] Barefoot on the [G] grass / [D] listening to our [Em] favourite song  
When I [C] saw you in that [G] dress looking so [D] beautiful I [Em] don't de-  
[C] serve / this / darling [G] you / look / [D7] per- / fect ton-[G] ight  
[G] [G][Em] [Em] [C] [C] [D]

[G] /// [G] /// [Em] /// [Em] /// [C] /// [C] /// [D] /// or Pick 2-ish!

Ba-a- by [Em] I'm // [C] dancing in the [G] dark, with [D] you between my [Em] arms  
[C] Barefoot on the [G] grass / [D] listening to our [Em] favourite song  
I have [C] faith in what I [G] see, now I [D] know I have met an  
[Em] An- / gel in [C] per- / son, and [G] she / looks / [D7] per- / fect  
I [Em] don't / de- / [C] serve / this / you / [G] look / [D7] per- / fect ton-[G] ight  
[G] /// [D] /// [Em] /// [D] /// [C] /// [C] /// [D7] /// <[G]> or Pick 2-ish!



# Photograph (Same key as original)

Ed Sheeran (2015)

<https://www.youtube.com/watch?v=a1RPBFDddWQ> Tutorial

<https://www.youtube.com/watch?v=nSDgHBxUbVQ> Original

Start Note G#

Strum **D D D D D D D D**  
**1 - 2 - 3 4 - 5 - 6 7 - 8**

## Intro

A 7 - - - 7 - - - 7 - | 4 - - - 4 - - - 4 - | 2 - - - 2 - - - 2 - | 0 - - - 0 - - - 0 - -  
E - 4 - - - 4 - - - 4 | - 4 - - - 4 - - - 4 | - 2 - - - 2 - - - 2 | - 0 - - - 0 - - - 0  
C - - 4 - - - 4 - - - | - - 4 - - - 4 - - - | - - 3 - - - 3 - - - | - - 1 - - - 1 - - -  
G 4 - - - 4 - - - 4 - | 6 - - - 6 - - - 6 - | 4 - - - 4 - - - 4 - | 2 - - - 2 - - - 2 - -  
[E] [C#m] [B] [A]

Loving can [E] hurt /// I /// loving can [C#m] hurt sometimes ///

But it's the [B] only thing / that I know /// [A]

When it gets [E] har-ar-ard, you know it can get [C#m] hard sometimes /// I ///

It is the [B] only thing that makes us feel a- [A]-live /// [A]

PRE CHORUS [C#m] / We keep this love in a photo [A] graph ///

[E] We can make these memories [B] for ourselves /

Where our [C#m] eyes are never closing /

Our [A] hearts are never broken / And [E] time's forever frozen [B] still ///

## CHORUS

So you can [E] keep / me / inside the pocket of your [B] ripped / jeans /

Holding me close til our [C#m] eyes / meet /

You won't / ever be a [A] lone /// wait for me to come [E] home ///

Loving can [E] heal /// I /// loving can [C#m] mend your soul ///

But it's the [B] only thing /// that I know, I know [A]

I swear it will get [E] eas-i-er / remember that with every [C#m] piece of ya /// I ///

But it's the [B] only thing /// we take with us when we [A] die /// [A]

PRE CHORUS [C#m] We keep this love in a photo [A] graph ///

[E] We can make these memories [B] for ourselves /

Where our [C#m] eyes are never closing /

Our [A] hearts are never broken / And [E] time's forever frozen [B] still ///

## CHORUS

So you can [E] keep / me / inside the pocket of your [B] ripped / jeans /

Holding me close until our [C#m] eyes / meet / You won't ever be a [A] lone /// I ///

And if you [E] hurt / me / that's okay baby only [B] words bleed inside these pages

You just [C#m] hold me and I won't ever let you [A] go ///

Wait for me to come [C#m] home /// Wait for me to come [A] home ///

Wait for me to come [E] home /// Wait for me to come [B] home /// I ///

Or you can [E] fit / me inside the necklace you got when you were [B] six- / teen /

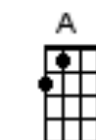
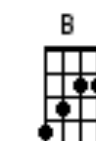
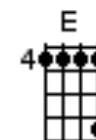
Next to your heartbeat where I [C#m] should / be / keep it deep within your [A]

soul /// I /// And if you [E] hurt / me / well that's okay baby, only [B] words / bleed /

inside these pages You just [C#m] hold / me / and I won't ever let you [A] go /// I ///

And when I'm [E] away /// I will remember how you [B] kissed / me / under the lamp  
post back on [C#m] Sixth / Street / hearing you whisper through the [A] phone ///

[MUTE] Wait for me to come home





# Picture This (Same key as original)

Blondie (1978)

<https://www.youtube.com/watch?v=QbdCpi4qTNY> Original

Riff A - - - - -  
E - - 0 - 1 - 2 - 3 - -  
C - 0 - - - - - 0 -  
G - - - - -

Start Note E

Intro - can be strummed or picked

A 7 - 3-7-5-3 - | 0 - 8-12-10-8-3 | A 11-11-10-8-6- 3  
E 0 - - - - - 3 | 1 - - - - - | E - - - - - 0  
C 0 - - - - - | 0 - - - - - | x3 C - - - - - 0  
HIGH G 0 - - - - - | 2 - - - - - | G - - - - - 0

[C] [F] [F] <[G]> [G#] [G#] [C] <[C]> Riff

A 3 - - - - - | 0 - - 0 - - - - - | A - - - - - 3  
E 0 - - - - - | 1 - 1 - 3 - 1 - - | E 4 -4 -3 -1 - -0  
C 0 - 0-4-2-0 - | 0 - - - - - 0 - | x3 C - - - - - -3 -0  
LOW G 0 - - - - - 0 | 2 - - - - - - | G - - - - - 0

[C] [F] [F] <[G]> [G#] [G#] [C] <[C]> Riff

[C] [F] [C] [F] [C] [F] [F] D du <[G]>[G#] [G#] [C] <[C]> (then riff)  
(Could Noodle 1324)

[C] All I want is a [F] room with a view //

A [C] sight worth seeing / a [F] vision of you //

[C] All I want // [F] is a room with a [F] view // oooooh [G#] [G#] [C] <[C]> (riff)

[C] I will give you my [F] finest hour //

The [C] one I spent [F] watching you shower //

[C] I will give you // my [F] finest hour // [C] oh [G] yeah ///

[C] All I want is a [F] photo in my wallet //

A [C] small remembrance of [F] something more solid //

[C] All I want // [F] is a picture of you /// [C] [C]

(strum)

[F] Picture this / a [G] day in December /

[F] Picture this / [G] freezing cold weather

You got [F] clouds on your lids and you'd [G] be on the skids

if it [Am] weren't for your job at the garage

If you could only, oo - ooh, [F] oh

[F] Picture this / a [G] sky full of thunder /

[F] Picture this / my [G] telephone number /

[F] One and one is what I'm [G] telling you, oh [A] Yeah ///

[D] [A] [D] [A] [D] [D] [D] [F] [F] [G] [G] <[A]>

[C] All I want is [F] twenty - twenty vision //

A [C] total portrait with [F] no omissions //

[C] All I want // [F] is a vision of [F] you // ooo- ooh- [G#]-oh if you can

[F] Picture this / a [G] day in December /

[F] Picture this / [G] freezing cold weather

You got [F] clouds on your lids and you'd [G] be on the skids

if it [Am] weren't for your job at the garage

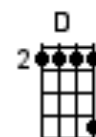
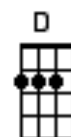
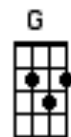
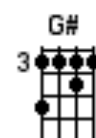
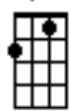
If you could only, oo - ooh, [F] oh

[F] Picture this / a [G] sky full of thunder //

[F] Picture this / my [G] telephone number

[F] / One and one is what I'm [G] telling you

Get a [Am] po- cket computer, try to do what you used to do <[Am]> Yeah



<https://www.youtube.com/watch?v=-iA-MHxa8C8> Original

<[Em]> / Woke up this<[A]>morning can't shake the<[D]>thunder from last <[G]> night ///  
 <[Em]> / You left with no<[A]>warning and took the<[Bm]>summer from my <[B7]> life  
 <[Em]> / I gave you my <[A]> everything, now my <[D]> world it don't seem<[G]> right  
 <[Em]> Can we just go <[A]> back to being us a-<[D]> gain ///

Ch ududu

'Cause when I'm [Em] sitting in the bar

Start Note G

All the [A] lovers with umbrellas always [D] pass me [G] by //

It's like I'm [Em] living in the [A] dark

And my heart's turned cold since you [Bm] left my [B7] life //

And no matter where you [Em] go,

Girl, I [A] know if I'm alone, there'll be [D] no blue [G] sky //

I don't know [Em] what I'm doing [A] wrong // Cause [D] baby when you're gone.

PRE-CHORUS

All it does is <[D]> rain // <[A]> rain // <[D]> rain down on <[G]> me

Each drop is <[Em]> pain // <[A]> pain // <[Bm]> pain when you <[B7]> leave

It's such a

(Riff)

A	-	-	-	2		-	-	-	0		-	-	-	0		-	-	-	2		-	-	-	2		-	-	-	0		-	-	-	0	
E	-	-	3	-		-	-	0	-		-	-	2	-		-	-	3	-		-	-	3	-		-	-	0	-		-	-	2	-	
C	4	-	-	-		1	-	-	-		2	-	-	-		2	-	-	-		4	-	-	-		1	-	-	-		2	-	-	-	
G	-	-	-	-		-	-	-	-		-	-	-	-		-	-	-	-		-	-	-	-		-	-	-	-		-	-	-	-	

[Em] sha-a- [A]-ame we messed it[D]up you & [G] me Cause [Em]baby when your[A]gone all it does is [D] rain

sha-a-a-[A]-ame // we messed it [D] up, you and [G] me ///

'Cause [Em] baby when you're [A] gone all it does is [D] rain //

CHORUS Ch UD u Ch UD u

And it feels like [Em] oh-oh-oh-oh-[A]oh-oh-[D] oh-oh [G] oh-oh-oh //

[Em] oh-oh-oh-oh-[A]oh-oh-[D] oh-oh [G] oh-oh-oh //

And it feels like [Em] oh-oh-oh-oh-[A]oh-oh-[D] oh-oh [G] oh-oh-oh //

Cause [D] baby when you're gone / all it does is [D] rain /// [D]

Strum Dxddd

<[Em]> / Tried to find <[A]> shelter in the <[D]> arms of someone <[G]> new ///

<[Em]> / But I'd rather <[A]>be there under the covers <[Bm]> just with you <[B7]>oh-oh oh

<[Em]> / Cause you were my <[A]> everything, now I don't<[D]>know what to <[G]> do //

Oh I'm [Em] caught up in the [A] storm // [D] Cause baby when you're gone.

PRE-CHORUS CHORUS

<[Em]> / Woke up this<[A]>morning can't shake the<[D]>thunder from last <[G]>night

<[Em]> / You left with no<[A]>warning and took the<[Bm]>summer from my <[B7]> life

<[Em]> / I gave you my <[A]> everything, now my world <[D]> it don't seem<[G]> right

<[Em]> Can we just go <[A]> back to being us a-<[D]> gain

Ch ududu

'Cause when I'm [Em] sitting in the bar

All the [A] lovers with umbrellas always [D] pass me by / [G] /

It's like I'm [Em] living in the [A] dark

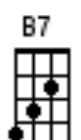
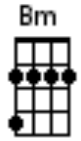
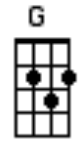
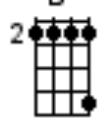
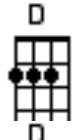
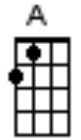
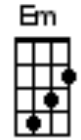
And my heart's turned cold since you [Bm] left my [B7] li-i-ife

And no matter where you [Em] go,

Girl, I [A] know if I'm alone, there'll be [D] no blue [G] sky

I don't know [Em] what I'm doing [A] wrong. Cause [D] baby when you're gone.

PRE-CHORUS CHORUS



## Roll to me (1 semitone higher than original)

Del Amitri (2011)

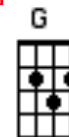
<https://www.youtube.com/watch?v=Hg-xk762M0Y> Original

in G - original is in Gb

Intro and riff

A - - - - - - - -10 -7-5 - - | - - - - - - - -10 - 7-5-7 - |  
E 7 - - 5 - - 8 - - - - - 7-5 | 7 - - 5 - - 8 - - - - - |  
C - - - - - - - 7- - - - - | - - - - - - - 7- - - - - |  
G - - - - - - - - - - - | - - - - - - - - - - - |

Start Note B



[G] Look around your [C] world, pretty baby  
Is it [G] everything you [C] hoped it would [D] be /  
[G] / The wrong guy, the [C] wrong situation

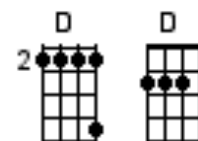
(Riff starts)

(Riff starts)

[G] / The right [C] time to ro-o-oll to [G] me-e-e [C] ro-o-oll to [G] me-e-e /// [G] ///

[G] Look into your [C] heart, pretty baby  
Is it [G] aching with some [C] nameless [D] ne-ed  
Is there [G] something wrong and you [C] can't put your finger on it

(Riff starts)



[G] / Right [C] then ro-o-oll to [G] me-e-e /// [G] ///

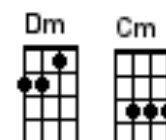
And I [Dm] don't think I have [Cm] ever [G] seen a soul so in [Am] despai- a- air  
(Oooo...(G)..)

So [G] if you want to [C] talk the night through

(Oooo...(E)..)

(A . . . B .A)

[Am] Guess who will be [D] there / (-ere -ere) [D] ///



So [G] don't try to [C] deny it, pretty baby  
You've been [G] down so long you can [C] hardly [D] see  
When the [G] engine's stalled, and it [C] won't stop raining

(Riff starts)

It's the [G] / right [C] time / to ro-o-oll to [G] me-e-e /// [G] ///

(Riff starts)

(Riff starts)

[C] ro-o-oll to [G] me-e-e [C] ro-o-oll to [G] me-e-e /// [G] ///



And I [Dm] don't think I have [Cm] ever [G] seen a soul so in [Am] despai- a- air /  
(Oooo...(G)..)

So [G] if you want to [C] talk the night through

(Oooo...(E)..)

(A . . . B .A)

[Am] Guess who will be [D] there / (-ere -ere) [D] ///

So [G] Look around your [C] world, pretty baby  
Is it [G] everything you [C] hoped it would [D] be  
The [G] wrong guy, the [C] wrong situation

The [G] right [C] time / to ro-o-oll to [G] me-e-e + riff

The [G] right [C] time / to ro-o-oll to [G] me-e-e + riff

The [G] right [C] time / to ro-o-oll to [G] me-e-e + riff Oooooooooo.

## She's so lovely (Same key as original)

Scouting for Girls (2007)

[https://www.youtube.com/watch?v=PMWgs1vRs\\_o](https://www.youtube.com/watch?v=PMWgs1vRs_o) strum tutorial

<https://www.youtube.com/watch?v=7ABNEjPxWEg> original

Start Note C

Intro [C] dd / [F] dd / [Dm] dd / [G] dd / x 2

[C] U U Ch [F] U D U Ch [Dm] U D U Ch [G] U D U Ch

[C] / I [F] love the [Dm] way she [G] fills her [C] clothes She

[F] looks just [Dm] like them [G] girls in [C] Vogue I

[F] love the [Dm] way she [G] plays it [C] cool I

[F] think that [Dm] she is [G] beauti-[C] ful /// STOP 234

D DU UDU

[C] /She's so lovely [F] /She's so lovely [Dm] /She's so lovely <[G]> /She's so lovely

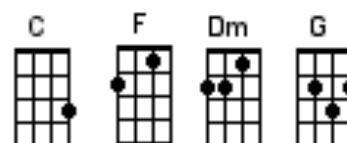
[C] /She's so lovely [F] /She's so lovely [Dm] /She's so lovely

She's [C] pretty /// (and) [F] fitty ///

she's [Dm] got a boyfriend though and that's a [G] pity ///

She's [C] flir- / ty / turned [F] thirty /

ain't [Dm] that the age a girl gets really [G] dir-ty



### CHORUS

<[F]> / I don't know <[Em]> / I don't know <[Dm]> / I don't know

[C] How we'll make it through [F] this x3

[F] / I don't know [Em] / I don't know [Dm] / I don't know

DD

[C] / I [F] love the [Dm] way she [G] bites her [C] lip I

[F] love the [Dm] way she [G] shakes them [C] hips I

[F] love the [Dm] way she [G] makes me [C] drool I

[F] think that [Dm] she is [G] beauti-[C] ful /// STOP 234



D DU UDU

[C] /She's so lovely [F] /She's so lovely [Dm] / She's so lovely <[G]> /She's so lovely

[C] /She's so lovely [F] / She's so lovely [Dm] / She's so lovely ///

A <[C]> stunner / I <[F]> want her /

Was [Dm] she this fit when she was ten years [G] younger

Come [C] see me dis-[F] crete-ly

She [Dm] says she got a trick or two to [G] teach me

### CHORUS

<[F]> / I don't know <[Em]> / I don't know <[Dm]> / I don't know

[C] How we'll make it through this x3

[F] / I don't know [Em] / I don't know [Dm] / I don't know

BRIDGE dd x dd x

[C] I think [F] that / [Dm] you are [G] lovely (x7)

[C] I think [F] that / [Dm] you are [G] beautiful STOP

D DU UDU

[C] /She's so lovely [F] /She's so lovely [Dm] /She's so lovely <[G]> /She's so lovely

[C] /She's so lovely [F] / She's so lovely [Dm] / She's so lovely ///

### CHORUS

<[F]> / I don't know <[Em]> / I don't know <[Dm]> / I don't know

[C] How we'll make it through this x3

[F] / I don't know [Em] / I don't know [Dm] / I don't know

## Shotgun (same key as original)

George Ezra (2018)

[https://www.youtube.com/watch?v=4X01\\_cBnaQ](https://www.youtube.com/watch?v=4X01_cBnaQ) Tutorial

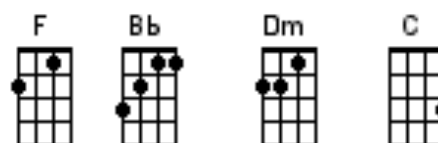
[https://www.youtube.com/watch?v=v\\_B3qkp4nO4](https://www.youtube.com/watch?v=v_B3qkp4nO4) Original

Start Note A

A - 0 - - - 1 - - - 0 - - - 3 - - -  
E - 1 - 1 - 1 - 1 - 1 - 1 - 0 - 0 -  
C - 0 - - - 2 - - - 2 - - - 0 - - -  
G - 2 - - - 3 - - - 2 - - - 0 - - -

[F] [Bb] [Dm] [C]

Strum D du ud D du ud



[F] Home grown alligator, [Bb] see you later /

Gotta hit the [Dm] road // gotta hit the [C] road ///

The [F] sun and change in the atmosphere [Bb] architecture unfamiliar

[Dm] / I could get used to this ///

### PRE-CHORUS

[F] Time flies by in the [Bb] yellow and green

Stick a- [Dm] round and you'll see what I [C] mean //

There's a [F] mountain top / that [Bb] I'm dreaming of,

If you [Dm] need me, you know where I'll [C] be /

CHORUS D u du du du (muffled)

1 (and) 2& 3& 4&

I'll be riding [F] shotgun, underneath the [Bb] hot sun,

Feeling like a [Dm] someone // [C] //

I'll be riding [F] shotgun, underneath the [Bb] hot sun,

Feeling like a [Dm] someone // [C]

[F] South of the equator, [Bb] navigator /

Gotta hit the [Dm] road // gotta hit the [C] road ///

Deep-sea [F] diving round the clock, bi- [Bb] kini bottoms, lager tops //

[Dm] / I could get used / to this ///

### PRE-CHORUS

### CHORUS

### BREAK

We got [F] two in the front / [Bb] two in the back /

[Dm] Sailing along and we [C] don't look ba-a-[F] ack /

[Bb] back back back /// [Dm] [C]

### PRE-CHORUS (NO ukes)

### CHORUS with ukes

Then sing chorus and pre-chorus at the same time

I'll be riding [F] shotgun, underneath the [Bb] hot sun,

[F] Time flies by in the [Bb] yellow and green

Feeling like a [Dm] some one / / [C] / /

Stick a- [Dm] round and you'll see what I [C] mean / /

I'll be riding [F] shotgun, underneath the [Bb] hot sun,

There's a [F] moun - tain top / that [Bb] I'm dreaming of,

Feeling like a [Dm] some one / / [C] / /

If you [Dm] need me, you know where I'll [C] be /

## Something (same key as the original)

Beatles (1969)

<https://www.youtube.com/watch?v=xzKrbveYFtA> tutorial

<https://www.youtube.com/watch?v=UeIDrZ1aFeY> original

Start Note C

Riff

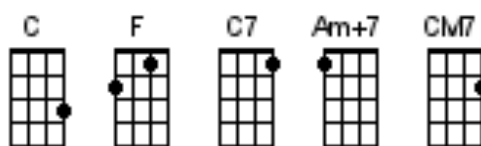
A 0 - - 3-p0 - - 2 - 3 - 3 - 3 - 3 - -

E 1 - - - -3 - 3 - 0 - 0 - 0 - 0 - -

C - 0- - - - 3 - 2 - - 0 - 0 - 0 - 0 -

G 2 - - - -3 - - - 0 - 0 - 0 - 0 - -

[F] [C] [D#] [G] [C]



Picking pattern for verses

A 3 - 3 -|3 - 3 -|2 - 2 -|2 - 2 -|1 - 1 -|1 - 1 -|0 - 0 -|0 - 0 -|0 - 0 -|3 - 3 -|

E 0 - 0 -|0 - 0 -|0 - 0 -|0 - 0 -|0 - 0 -|0 - 0 -|1 - 1 -|1 - 1 -|1 - 1 -|3 - 3 -|

C - 0 - 0|- 0 - 0|- 0 - 0|- 0 - 0|- 0 - 0|- 0 - 0|- 0 - 0|- 0 - 0|- 0 - 0|- 0 - 0|-

G 0 - 0 -|0 - 0 -|0 - 0 -|0 - 0 -|0 - 0 -|0 - 0 -|2 - 2 -|2 - 2 -|2 - 2 -|0 - 0 -|

[C] [CM7] [C7] [F] [C]

[C] Something in the way she [CM7] moves ///

[C7] / Attracts me like no other [F] lover ///

[D7] Something in the way she [G] woos me //

I [Am] don't wanna leave her now /

You [Am7] know I believe and [D7] how /// (Riff)

[C] Somewhere in her smile she [CM7] knows ///

[C7] / That I don't need no other [F] lover ///

[D7] Something in her style that [G] shows me //

I [Am] don't wanna leave her now /

You [Am7] know I believe and [D7] how /// (Riff) [A] ///

### BRIDGE

[A] / You're asking me will our love [F#m] grow ///

I don't [D] know / [G] I / don't [A] know ///

[A] / You stick around now it may [F#m] show ///

I don't [D] know / [G] I / don't [A] know ///

### Instrumental

[C] Something in the way she [CM7] knows ///

[C7] And all I have to do is [F] think of her //

[D7] Something in the things she [G] shows me //

I [Am] don't wanna leave her now /

You [Am7] know I believe and [D7] how /// (Riff) (Riff)

## The Beatles (1967)

**G**

GM7

G7

**Start Note**  
**E**


67sus2

Gm

$F^\circ$

●		●
	●	●

F




C


Gm7



$A7$


Am


  
Am7




# Sway (same key as original)

Buble (2003)

<https://www.youtube.com/watch?v=9I3CM0mzMGQ> original

Intro

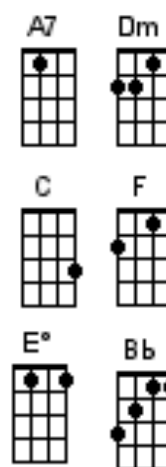
A 0-0-0-0-0-0-0- 1 -0 - | 1 -0 - 0 - - | - - - - - - - - - - - | - - - - - - - - - - -  
 E - - - - - - - - - 3 | - - -3 - 3 -1 | 1-1-1-1-1-1-1- 3 -1 -0 | 3 -1 -0 - 1 -0 -  
 C - - - - - - - - - - | - - - - - - - - - | - - - - - - - - - - | - - - - - - - - - 2  
 G - - - - - - - - - - | - - - - - - - - - | - - - - - - - - - - | - - - - - - - - - -

[X] [Dm] [A7] [Edim] [A7] [Dm] [X] [Dm] [A7] [Edim] [A7] [Dm]

[X] When marimba rhythms [E\*] start to [A7] play /  
 [E\*] Dance with [A7] me / [Dm] make me sway /  
 / Like a lazy ocean [E\*] hugs the [A7] shore /  
 [E\*] Hold me [A7] close / [Dm] sway me more // <[Dm]>

Start Note A

[X] Like a flower bending [E\*] in the [A7] breeze /  
 [E\*] Bend with [A7] me / [Dm] sway with ease /  
 / When we dance you have a [E\*] way with [A7] me /  
 [E\*] Stay with [A7] me / [Dm] sway with me // <[Dm]>



[C] Other dancers may be on the floor //  
 Dear, but my eyes will [F] see only you /  
 Only you have that [A7] magic technique //  
 When we sway I go [Bb] weak /// I <[A7]>

[X] I can hear the sound of [C7] viol-[A7] ins /  
 [E\*] Long be-[A7] fore / [Dm] it begins //  
 Make me thrill as only [E\*] you know [A7] how /  
 [E\*] Sway me [A7] smooth / [Dm] sway me now // <[Dm]>

A 0-0-0-0-0-0-0- 1 -0 - | 1 -0 - 0 - - | - - - - - - - - - - - | - - - - - - - - - - -  
 E - - - - - - - - - 3 | - - -3 - 3 -1 | 1-1-1-1-1-1-1- 3 -1 -0 | 3 -1 -0 - 1 -0 -  
 C - - - - - - - - - - | - - - - - - - - - | - - - - - - - - - - | - - - - - - - - - 2  
 G - - - - - - - - - - | - - - - - - - - - | - - - - - - - - - - | - - - - - - - - - -

[A7] [Dm] [A7] [Dm]

[C] Other dancers may be on the floor //  
 Dear, but my eyes will [F] see only you /  
 Only you have that [A7] magic technique //  
 When we sway I go [Bb] weak /// I <[A7]>

[X] I can hear the sound of [C7] viol-[A7] ins /  
 [E\*] Long be-[A7] fore / [Dm] it begins //  
 Make me thrill as only [E\*] you know [A7] how /  
 [E\*] Sway me [A7] smooth / [Dm] sway me now // <[Dm]>

[X] When marimba rhythms [E\*] start to [A7] play /  
 [E\*] Dance with [A7] me / [Dm] make me sway //  
 Like a lazy ocean [E\*] hugs the [A7] shore /  
 [E\*] Hold me [A7] close / [Dm] sway me more // <[Dm]>

[X] Like a flower bending [E\*] in the [A7] breeze /  
 [E\*] Bend with [A7] me / [Dm] sway with ease //  
 When we dance you have a [E\*] way with [A7] me /  
 [E\*] Stay with [A7] me / [Dm] sway with me // <[Dm]>

# Sweet Dreams

Eurythmics

<https://www.youtube.com/watch?v=qeMFqkcPYcg>

[Dm] /// [Bb] // [A] /// [Dm] /// [Bb] // [A] ///

A- - - 0 -1- 0 - 0 - 1 - 0 - - - - - - - - - - - - -  
E- - - - - - - - 3 - 1 - 0 - 1 - 3 - 1 - 0 - - - - - - - - - - - - 3 - 1 - 0 - 1 - 3 - 1 - 0 -  
C-2-2 - 2 -2 -2 -0 - 2-2 - 2 - 2 - 2 - - - - - - - - - - - 0  
G- -

[Dm] / Sweet dreams are [Bb] made of [A] this /

[Dm] Who am I to [Bb] disa-[A]gree /

[Dm] Travel the world and the [Bb] seven [A] seas /

[Dm] Everybody's [Bb] looking for [A] something

Harmony (A)

[Dm] Some of them want to [Bb] use [A] you //

[Dm] Some of them want to get [Bb] used by [A] you

[Dm] Some of them want to a-[Bb]buse [A] you //

[Dm] Some of them want to [Bb] be [A] abused

[Bb] Oo 2 3 4 / 5 6 - [A] oo / [Dm]-Oo 23- oo 4 [Gm]-oo 5678 [Bb] Oo 234 - [A] - oo 234

[Bb] [Bb] // [A] // [Dm] [Gm] [Bb] [A]

Start Note F

[Dm] / Sweet dreams are [Bb] made of [A] this /

[Dm] Who am I to [Bb] disa-[A]gree /

[Dm] Travel the world and the [Bb] seven [A] seas /

[Dm] Everybody's [Bb] looking for [A] something

[Bb] Oo 2 3 4 / 5 6 - [A] oo / [Dm]-Oo 23- oo 4 [Gm]-oo 5678 [Bb] Oo 234 - [A] - oo 234

[Bb] [Bb] // [A] // [Dm] [Gm] [Bb] [A]

Ladies

Men

Ladies

Men

[Dm] Hold your head up, / / [G] Keep your head up.... movin' on

[Dm] Hold your head up, movin' on [G] Keep your head up.... movin' on

[Dm] Hold your head up, movin' on [G] Keep your head up.... movin' on

[Dm] Hold your head up, movin' on <[G]> Keep your head up ///

or / 3<sup>2</sup> 3<sup>2</sup> 2<sup>0</sup> 2<sup>1</sup> 2<sup>0</sup> 3<sup>0</sup> 3<sup>2</sup> [Dm] /// [Bb] // [A] /// [Dm] /// [Bb] // [A] /// X 2

[Dm] Some of them want to [Bb] use [A] you //

[Dm] Some of them want to get [Bb] used by [A] you

[Dm] Some of them want to a-[Bb]buse [A] you //

[Dm] Some of them want to [Bb] be [A] abused

[Bb] Oo 2 3 4 / 5 6 - [A] oo / [Dm]-Oo 23- oo 4 [Gm]-oo 5678 [Bb] Oo 234 - [A] - oo 234

[Bb] [Bb] // [A] // [Dm] [Gm] [Bb] [A]

[Dm] / Sweet dreams are [Bb] made of [A] this /

[Dm] Who am I to [Bb] disa-[A]gree /

[Dm] Travel the world and the [Bb] seven [A] seas /

[Dm] Everybody's [Bb] looking for [A] something

[Dm] Everybody's [Bb] looking for [A] something

[Dm] Everybody's [Bb] looking for [A] something <[Dm]>

# The Air that I Breathe (Same key as original)

Hollies (1974)

<https://www.youtube.com/watch?v=1erOm-dLxZ4&app=desktop> Colin Tribe Ukehunt

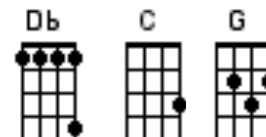
<https://www.youtube.com/watch?v=HydvceA1PAI> original

A - 3 - 2-3 - 5 - 3 - 2 - 0 - 7 - 5-3-2 - 0 - - - - 1 - 3 - 5 - 3s 2  
 E - - - - - 3 - - - - - 1 - 3 - 4 - - - - -  
 C - - - - -  
 G - - - - -

[C] [E] [F] [Db] [C]

Start Note C

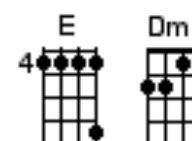
Strum Pattern D D uDuDu



[C] If // I could make a [E] wish / I think I'd / pa-a-ass,  
 [F] / Can't think of [Db] anything I nee-/// [C]-eed ///  
 [C] No // cigarettes, no sleep, no [E] light // no sou-ou-ound //  
 [F] / Nothing to [E] eat / no books to read /// [C]

[Em] Mak- // ing love with you // [F] has left me peaceful // and warm / in[C]side ///  
 [Em] What // more could I ask // [F] there's nothing left // to be de-[C] sired ///

[C] Peace // came upon me and it le-[E] eaves me weak,  
 [F] / So sleep // silent [Db] ang-[F] el / go to [C] sleep /// [F]



[C] Some / times //  
 all I need is the [G] air that I breathe and to [C] love / you /  
 all I need is the [G] air that I breathe, yes, to [C] love you //  
 all I need is the [G] air that I breathe / [Gm] [C]

## Lead solo

A 5 - 3 - 1 - - 5-5 - 3 - - - 1-3-5 - 10 - 7-5-3- - 1 - 5-5 - - -  
 E - - - - - 3 - - - - - 3 - - - - - 3 - - - - -  
 C - - - - -  
 G - - - - -

[C] Peace // came upon me and it le-[E] eaves me weak,  
 [F] / So sleep // silent [Db] ang-[F] el / go to [C] sleep /// [F]

[C] Some / times //  
 all I need is the [G] air that I breathe and to [C] love / you /  
 all I need is the [G] air that I breathe, yes, to [C] love you //  
 all I need is the [G] air that I breathe / [Gm] [C]

## Lead solo

[C] Some / times //  
 all I need is the [G] air that I breathe and to [C] love / you /  
 all I need is the [G] air that I breathe, yes, to [C] love you //  
 all I need is the [G] air that I breathe / [Gm] [C]

# The Boulevard of Broken Dreams (4 semitones above original)

Greenday

<https://www.youtube.com/watch?v=Soa3gO7tL-c>

Start Note A

2 slow strums to the 4 beat bar

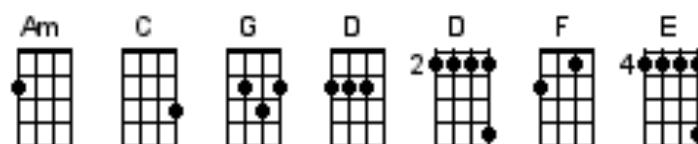
Riff

A - 2-3 - - 7-5 - - 2-3 - - (2-0 )

E - - - - - - - - - - - - - - - - -

C - - - - - - - - - - - - - - - - -

G - - - - - - - - - - - - - - - - -



[Am] [C] [G] [D]

[Am] / I walk a [C] lonely road

The [G] only one that [D] I have ever [Am] known / Don't know [C] where it goes /

[G] But it's home to [D] me and I walk a-[Am] lone (Riff) [C] [G] [D]

[Am] / I walk this [C] empty street /

[G] On the Boule-[D] vard of Broken [Am] Dreams / Where the [C] city sleeps

and [G] I'm the only[D] one and I walk a-[Am] lone / / /

(Riff) [C] [G] I walk [D] alone, I walk a-[Am] lone / / /

(Riff) [C] [G] I walk [D] alone, I walk a- /

[F] / My [C] sha- / dow's / the [G] only one that [Am] walks beside me

[F] / My [C] shall- / ow / [G] heart's the only [Am] thing that's beating

[F] / Some [C] times / I / [G] wish someone out [Am] there will find me

[F] / Til [C] then I [E] walk alone / / / [E] (2<sup>4</sup> 2<sup>0</sup> 3<sup>2</sup> 2<sup>0</sup>)

[Am] / Ah-[C]ah / ah-[G]ah / ah-[D] ah-ah-[Am]-ah /

Ah-[C]ah / ah-[G]ah / ah-[D] ah / / /

[Am] / I'm walking [C] down the line /

[G] That divides me [D] somewhere in my [Am] mind / On the [C] border line /

[G] Of the edge and [D] where I walk a-[Am] lone (Riff) [C] [G] [D]

[Am] / / Read be-[C] tween the lines /

[G] What's messed up and [D] everything's al-[Am] right / Check my [C] vital signs

To [G] know I'm still a-[D] live and I walk a-[Am] lone / / /

(Riff) [C] [G] I walk [D] alone, I walk a-[Am] lone / / /

(Riff) [C] [G] I walk [D] alone, I walk a- /

[F] / My [C] sha- / dow's / the [G] only one that [Am] walks beside me

[F] / My [C] shall- / ow / [G] heart's the only [Am] thing that's beating

[F] / Some [C] times / I / [G] wish someone out [Am] there will find me

[F] / Til [C] then I [E] walk alone / / / [E] (2<sup>4</sup> 2<sup>0</sup> 3<sup>2</sup> 2<sup>0</sup>)

[Am] / Ah-[C]ah / ah-[G]ah / ah-[D] ah-ah-[Am]-ah /

Ah-[C]ah / ah-[G]ah / ah-[D] ah / / /

[Am] / I walk this [C] empty street

[G] On the Boule-[D] vard of Broken [Am] Dreams / Where the [C] city sleeps

and [G] I'm the only[D] one and I walk a- <[Am]> lone

# The Cave (one stone higher than original)

Mumford and Sons (2009)

<https://www.youtube.com/watch?v=fNy8IITLvUA>

Intro and verse pick

A 0-0- - - 0 - 0 - 0- 0-0 - - - -0- -0- 0 0-0- - - -0 - 0 - - - - - - 1 - 0  
 E - -3-1- - 1-1-1-1-1 - - -3-1- - 1-1-1-1-1- - -3-1- -1-1-1-1- -1-0 -3 - 1 - -0 - 1  
 C - - - -0-2 - 2 - 0 - - - - - 0-2- -2 - 0 - - - - 0-2 - 2- -0 - - - - - - -0 - 0  
 G - 0 - 2

[F] [Dm] [F] [Dm] [F] [Dm] [F] [C7] [F] <C7><F>

Pick arpeggios 1423

It's empty in the [Dm]va- / lley of your [F] heart /

The sun, it rises [Dm] slow- / ly as you [F] walk / Away from all the [Dm] fears /

And all the [F] faults you've [C7] left be-[F] hind // <[C7]><F>

The harvest left no [Dm] food / for you to [F] eat /

You cannibal, you [Dm] meat-/ eater, you [F] see /

But I have seen the [Dm] same / I know

the [F] shame in [C7] your de-[F] feat // <[C7]><F>

CHORUS Downstrums

But [F] I /// will [Bb] hold on [F] hope,

And [F] I /// won't [Bb] let you [F] choke /

[Bb] On the [F] noose a-[C] round / your neck /

And / [F] I'll /// find [Bb] strength in [F] pain

And / [F] I /// will [Bb] change my [F] ways /

[Bb] I'll know my [C] name as it's called again /// I ///

Pick arpeggios 1423

Cause I have [Dm] other things / to fill my [F] time /

You take what is [Dm] yours / and I'll take [F] mine / Now let me at the [Dm] truth

Which will [F] refresh my [C7] broken [F] mind // <[C7]><F>

So tie me to a [Dm] post / and block my [F] ears /

I can see [Dm] widows and orphans through my [F] tears /

I know my call despite my [Dm] faults

And [F] despite my [C7] growing [F] fears // <[C7]><F>

CHORUS Downstrums

Pick arpeggios 1423

So come out of your [Dm] cave walking on your [F] hands /

And see the world [Dm] hang- / ing upside [F] down /

You can understand [Dm] dependence,

When you [F] know the [C7] maker's [F] hand // <[C7]><F>

So [F] make // your [Bb] siren's [F] call / and [F] sing // [Bb] all you [F] want //

I [F] will not [Bb] hear what you [F] have / to say

Cause [F] I // need [Bb] freedom [F] now, and [F] I // need to [Bb] know [F] how /

To [F] live my [Bb] life as it's [C] meant to be. [C] ///

[F] Ahhhh [Bb]Ah [F] Ah x6

CHORUS Downstrums

But [F] I /// will [Bb] hold on [F] hope,

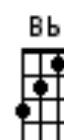
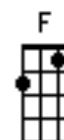
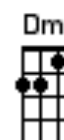
And [F] I /// won't [Bb] let you [F] choke /

[Bb] On the [F] noose a-[C] round / your neck /

And / [F] I'll /// find [Bb] strength in [F] pain

And / [F] I /// will [Bb] change my [F] ways /

[Bb] I'll know my [C] name as it's called agai- /// <[F]> ain.



Start Note A

## The Garden Song

John Denver

<https://www.youtube.com/watch?v=D3FkaN0HQgs>

Riff could simply pick

A - 3- - - 3- - - 0- - - 3- - - 0- - - 2- - - 3- - - 3- - - -  
 E - - - 0- - - 0- - - 1- - - 0- - - 1- - - -1- - - 0- - - 0- - -  
 C - - - -0- - - 0- - - 0- - - -0- - - 0- - - -2- - - -0- - - 0- - -  
 G - -0- - - -0- - - -2- - - -0- - - -2- - - -0- - - 0- - - 0- - -

[C] [F] [C] [F] [G7] [C]

Intro 2 strums on each [F] // [G7] // [C] // [Am] // [Dm] // [G7] // [C] // [G7] //

Strum pattern DDUUDDU-

Riff

A - - - - - | - - - - - |  
 E 0 - 2h4 - 5p4 2 - 4 - | 0 - 2h4 - 2p0 - 0 - |  
 C - - - - - | - - - - - 3 - - |  
 G - - - - - | - - - - - |

### CHORUS

[C] Inch by inch / [F] row by [C] row /  
 [F] / gonna [G7] make this [C] garden grow /  
 [F] / All it [G7] takes is a [C] rake and a [Am] hoe  
 And a [Dm] piece of fertile [G7] ground ///  
 [C] Inch by inch / [F] row by [C] row /  
 [F] / someone [G7] bless these [C] seeds I sow /  
 [F] / Someone [G7] warm them [C] from be- [Am] low  
 'Til the [Dm] rain comes [G7] tumbling [C] (riff) down /// [G7]

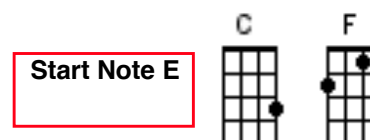
[C] Pulling weeds and [F] picking [C] stones  
 [F] Man is [G7] made of [C] dreams and bones  
 [F] / I feel the [G7] need to [C] grow my [Am] own  
 Cause the [Dm] time is close at [G7] hand /// [G7]  
 [C] Grain for grain / [F] sun and [C] rain,  
 [F] / I'll find my [G7] way in [C] nature's chain  
 [F] / Tune my [G7] body [C] and my [Am] brain  
 To the [Dm] music [G7] of the [C] land /// [G7]

### CHORUS

[C] Plant your rows / [F] straight and [C] long /  
 [F] / Temper [G7] them with [C] prayer and song /  
 [F] / Mother [G7] Earth will [C] keep you [Am] strong  
 If you [Dm] give her love and [G7] care ///  
 An [C] old crow watching [F] hungri- [C] ly /  
 [F] / From his [G7] perch in [C] yonder tree /  
 [F] / In my [G7] garden [C] I am [Am] free  
 As that [Dm] feathered [G7] thief up [C] there /// [G7]

### CHORUS

[C] Slug by slug [F] weed by [C] weed /  
 [F] / Boy this [G7] garden's [C] killin' me /  
 [F] / All these [G7] insects [C] come to [Am] feed  
 On [Dm] my tomato [G7] plants ///  
 [C] Blistered hands can't [F] take no [C] more  
 Got [F] so much [G7] veg, can't [C] shut the door /  
 [F] / Gonna [G7] shop at the [C] grocery [Am] store  
 And get an [Dm] art- [G7] ficial [C] lawn [Csus4] [C]





# **This is how it feels** (same key as original)

Inspiral Carpets (1990)

<https://www.youtube.com/watch?v=J-fX0UbpZIs> original

Start Note G

Intro

A - - - 3 - 3 - 3 - | - - - 0 - 0 - 0 |  
E - - - 0 - 0 - 0 - - | - - 0 - 0 - 0 - |  
C - - 0 - - - - - - - | - 0 - - - - - - | x 2  
G - 0 - - - - - - - | 2 - - - - - - - |

[C]

[Am]

<[C]> Husband don't know <[Am]> what he's done /  
<[C]> Kids don't know what's <[Am]> wrong with mum /  
<[C]> She can't say / <[Am]> they can't see /  
<[C]> Putting it down to a- <[Am]> nother bad day /  
<[C]> Daddy don't know / <[Am]> what he's done /  
<[C]> Kids don't know what's <[Am]> wrong with mum

ddddddddd | dddddddd

So [C] this is how it feels to be [E] lonely //

[Em] This is how it feels to be [F] small ///

[C] This is how it feels when your [G] word means nothing at [C] all /// [G]

[C] / Black car drives [Am] through the town /

[C] Some guy from the [Am] top estate /

[C] Left a note for a [Am] local girl /

and [C] yet he had it [Am] on a plate

So [C] this is how it feels to be [E] lonely //

[Em] This is how it feels to be [F] small ///

[C] This is how it feels when your [G] word means nothing at [C] all /// [G]

[C] Husband don't know [Am] what he's done /

[C] Kids don't know what's [Am] wrong with mum /

[C] She can't say / [Am] they can't see /

[C] Putting it down to a- [Am] nother bad day /

So [C] this is how it feels to be [E] lonely //

[Em] This is how it feels to be [F] small ///

[C] This is how it feels when your [G] word means nothing at [C] /// all [G]

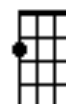
[C] /// [Am] / Nothing at [C] all /// [Am] /// |

[C] /// [Am] / Nothing at [C] all /// [Am] /// | <[C]>

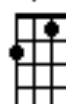
C



Am



F



# The Shape of You (same key as cover)

Ed Sheeran (2017)

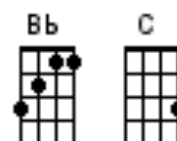
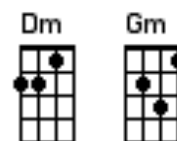
<https://www.youtube.com/watch?v=YV5KAbV34NU> (cover with boomwhackers)

<https://www.youtube.com/watch?v=JGwWNGJdvx8>

Intro [Dm] [Gm] [Bb] [Dm] x 2 then Riff x 2 with chords

A - - - - -  
E - -1 - - 1- - 1 - 0 - - - - D F DD F DD F D E D C  
C 2 - 2 2 - 2 2 - 2 - 2 0 - -  
G - - - - -

Start Note F



The [Dm] club isn't the best place to [Gm] find a lover  
So the [Bb] bar is where I [Dm] go ///  
Me and my friends at the [Gm] table doing shots  
Drinking [Bb] faster and we talk [Dm] slow ///  
Come over and start up a conver[Gm]-sation with just me  
And [Bb] trust me I give it a [Dm] chance //  
Took my hand, stop, (put 'Van the)[Gm] man' on the jukebox  
And then we start to [Dm] dance and now I'm singing like

Pre-chorus

Girl you know I [Gm] want your love /  
[Bb] Your love was handmade [Dm] for somebody like me /  
Come on now [Gm] follow my lead / [Bb] I may be crazy [Dm] don't mind me,  
Say, Boy / let's not [Gm] talk too much /  
[Bb] Grab on my waist and [Dm] put that body on me /  
Come on now [Gm] follow my lead Come  
[Bb]-come on now follow my [Dm] lead Mm mm mm Mm 23

Chorus

I'm in [Gm] love with the shape of [Dm] you //  
We push and pull like a magnet do //  
Although my [Gm] heart is falling [Dm] too // I'm in love with your body //  
And last [Gm] night you were in my [Bb] room //  
And now the [Dm] bedsheets smell like you (Everyday)  
discovering some[Gm]thing brand [Bb] new  
Well I'm in [Dm] love with your body.  
[Dm] Oh -i Oh -i [Gm] Oh -i Oh -i [C] OH! / I'm in [Dm] love with your body.  
[Dm] Oh -i Oh -i [Gm] Oh -i Oh -i [C] OH! / I'm in [Dm] love with your body.  
[Dm] Oh -i Oh -i [Gm] Oh -i Oh -i [C] OH! / I'm in [Dm] love with your body.  
(Everyday) discover-ing some[Gm]-thing brand [Bb] new /  
I'm in [Dm] love with the shape of you.

One week in we let the [Gm] story begin

We're going [Bb] out on our first [Dm] date ///  
But you and me are thrifty so go [Gm] all you can eat  
Fill up your [Bb] bag and I fill up a [Dm] plate ///  
We talk for hours and hours about the [Gm] sweet and the sour  
And how your [Bb] family is doing o-[Dm]-kay //  
(And leave and get in a) taxi we [Gm] kiss in the backseat  
Tell the [Bb] driver make the radio [Dm] play, and I'm singing

Pre-chorus Chorus

[x] Come on be my baby, come on, x 4  
[Dm] Come on be [Gm] my baby, come on/ [Bb] Come on be my [Dm] baby, come on,  
[Dm] Come on be [Gm] my baby, come on/ [Bb] Come on be my [Dm] baby, come on,  
Chorus  
[Dm] Come on be [Gm] my baby, come on/ [Bb] Come on be my [Dm] baby, come on  
(Everyday) discover-ing some[Gm]-thing brand [Bb] new  
Well I'm in <[Dm]> love with the shape of you.

# The Way I tend to be (2 semitones lower than original)

Frank Turner (2013)

<https://www.youtube.com/watch?v=l8DwKwwphTo> His own tutorial!

<https://www.youtube.com/watch?v=Cf5O2M5GaEA> Original

<https://www.youtube.com/watch?v=cpux-q0JVfQ> Cover in this key

Start Note C

Intro [C] /// [G] /// [Am] /// [Em] / [G] / [Am] / <[F]> 23

Some [F] mornings I pray for [C] evening // For the [G] day / to be [F] done //  
and some summer days I [C] hide away / and [G] wait for the rain to [F] come /  
(Cos it turns out) hell will [G] not be found within the fires be-[F] low // but in  
making do and [C] muddling through when you've [G] nowhere else to <[F]> go 234

CHORUS

[F] But then I remem- // [C] ber / [G] yo-ou //  
And the [F] way you shine like [G] truth in all you do //  
And if you re-[F] mem- // [C]bered / [G] me //  
You could [F] save me from the [Em] way I tend to [G] be //  
The way I tend to [C]be // [G] /// [Am] /// [Em] / [G] / [Am] /  
[C] /// [G] /// [Am] /// [Em] / [G] / [Am] / <[F]>

Some days I wake up [C] dazed my dear / and [G] don't know where I [F] am //  
I've been running now so [C] long I'm scared I've for-[G] gotten how to [F] stand /  
and I stand alone in [C] airport bars and [G] gather thoughts to [F] think /  
That if [Am] all I had was [G] one long road It could drive a man to <[F]> drink 23

CHORUS

[F] But then I remem- // [C] ber / [G] yo-ou //  
And the [F] way you shine like [G] truth in all you do //  
And if you re-[F] mem- // [C]bered / [G] me //  
You could [F] save me from the [Em] way I tend to [G] be //

BRIDGE

Because [Am] I've said I love you so many times  
That the [F] words kinda [C] die in my [C] mouth //  
And I [Am] meant it each time with each [Em] beautiful woman  
But [F] somehow it never works [C] out //  
[Am] You stood apart in [C] my calloused heart  
And you taught me and here's what I learnt //  
That [Am] love is about all the changes you make  
And [F] not just three small <[C]> words //

CHORUS

And then I <[F]> catch / <[C]> my / <[G]> self ///  
<[F]> / Catching your <[C]> scent on someone <[G]> else //  
In a <[F]> crowd / -<[C]> ed / <[G]> space //  
And it <[F]> takes me somewhere <[C]> I cannot quite [G] place  
[F] And then I remem // [C] ber / [G] you ///  
And the [F] way you shine like [G] truth in all you do //  
And if you re-[F] mem- // [C]bered / [G] me ///  
You could [F] save me from the [Em] way I tend to [G] be //

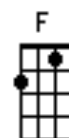
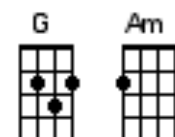
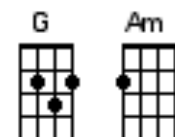
The way I tend to [F] be

D D [Em] du ud u [G] D D 3<sup>2</sup> 3<sup>2</sup> 3<sup>2</sup>3<sup>2</sup>3<sup>2</sup> x4

A - 0 - 0 - 2-2- 2-2 -2 - 2 - 2 - - - - -  
E - 1 - 1 - 3-3- 3-3 -3 - 3 - 3 - - - - 0 -  
C - 0 - 0 - 4-4- 4-4 -4 - 2 - 2 - 2-2-2 - - x 4  
G - 2 - 2 - 0-0- 0-0 -0 - 0 - 0 - - - - -

[F] D D [Em] du ud u [G] D D 3<sup>2</sup> 3<sup>2</sup> 3<sup>2</sup>3<sup>2</sup>3<sup>2</sup> x4

The way I tend to be The way I tend to be.



# This is me (same key as original)

The Greatest Showman (2017)

<https://www.youtube.com/watch?v=VIMVcawfZwg> original

Start Note E

Intro <[Am]> 123 <[G]> 4 <[C]> 1234 <[Am]> 123 <[G]> 4 <[C]> 1234

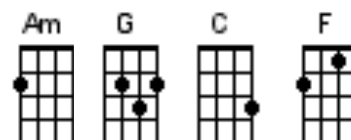
A 0 - - - - -

E - 3-3 - 0 - 0 - 3 - 0 - - - -

C - - - - - 2-0 -

G - - - - -

<[Am]> <[G]> <[C]>



<[Am]> / I'm not a stranger<[G]> to the<[C]> dark // hide a<[F]> way, they<[Am]> say  
'Cause we don't <[G]> want your broken parts /  
I've <[Am]> learned to be ashamed of <[G]> a-//<[C]> all my scars /  
Run a <[F]> way / they <[Am]> say / no-one'll <[G]> love you as you are //  
But <[F]> I won't let them break me <[G]> down to <[Am]> dust  
I know that there's a<[G]> place for <[Am]> us // for we are <[G]> glorious ///|/////|

CHORUS D / uD / (progressively bolder)

When the [C] sharpest words wanna cut me do-o-own ///

/ I'm gonna [Am] send a flood, gonna drown them ou-ou-out //

I am [F] brave, I am bruised, I am [G] who I'm meant to be / this is [C] me ///

Look out 'cause here I co-o-ome, ///

And I'm [Am] marching on to the beat I dru-u-um

I'm not [F] scared to be seen, I make [G] no apologies / this is [C] me.

Oh-oh-oh-oh Oh-oh-oh-oh [Am] Oh-oh-oh-oh Oh-oh-oh-oh

[F] Oh-oh-oh, Oh-oh-oh, [G] Oh-oh-oh, oh, oh

Another [Am] round of bullets [G] hits my [C] skin //

We'll fire a [F] way / 'cause to-[Am]day / I won't [G] let the shame sink in

We are [Am] bursting through the [G] barri-[C]cades and

[C] Reach above the sun (we are [F] warri-[Am]ors) /

Yeah, [G] that's what we become (yeah, that's what we've become)

But [F] I won't let them break me [G] down to [Am] dust /

I know that there's a [G] place for [Am] us // for we are [G] glorious ///|/////|

CHORUS

This is [C] me.

[C] Oh-oh-oh-oh Oh-oh-oh-oh (And I know that I deserve your [Am] love)

[Am] Oh-oh-oh-oh Oh-oh-oh-oh ('cause there's nothing I'm not [F] worthy of)

(Oh-oh-oh, Oh-oh-oh, [G] Oh-oh-oh, oh, oh) /

(Quietly) When the <[C]> sharpest words wanna cut me do-o-own ///

I'm gonna <[Am]> send a flood, gonna drown them ou-ou-out ///

This is <[F]> brave, this is bruised, this is <[G]> who I'm meant to be,

this is <[C]> me //

LOUD [C] Look out 'cause here I co-o-ome, ///

And I'm [Am] marching on to the beat I dru-u-um

I'm not [F] scared to be seen, I make [G] no apologies / this is [C] me.

Oh-oh-oh-oh Oh-oh-oh-oh [Am] Oh-oh-oh-oh Oh-oh-oh-oh

[F] Oh-oh-oh, Oh-oh-oh, [G] Oh-oh-oh, oh, oh This is <[C]> me.

## This Town (same key as original)

Niall Horan (2016)

<https://www.youtube.com/watch?v=hNBIfyYHu80> original

Start Note C#

Intro

A - 0 - 0 | - 0 - 0 |

E - 0 - 0 | - 0 - 0 |

C 1 - 1 - | 1 - 1 - |

G - - - | - - - |

Same picking pattern used throughout

[A]

Verse 1

[A] Waking up to kiss you and nobody's there /

The [F#m] smell of your perfume still stuck in the air /

It's har-[Bm]ar-ar-[D]ard ///

[A] Yesterday I thought I saw your shadow running around /

It's [F#m] funny how things never change in this old town /

So [Bm] far-ar-ar-[D]ar /// from the [Bm] star-ar-ar-[E] ars ///

PRE-CHORUS

[Bm] // And I want to tell you [E] everything

The words I never [A] got to say the first time a-[F#m] round /// [Bm] //

And I remember [E] everything

From when we were the [A] children playing in this fair-[F#m] ground /

Wish I was there with you [D] now /// [D] ///

CHORUS 1

If the [F#m] whole world was watching I'd still dance with you /

Drive [D] highways and byways to [A] be there with you /

[A] Over and over the only truth /

[F#m] Everything comes [A] back to [D] you ///

[F#m] / Mmm- mm-[A] mm /// I ///

Verse 2

I [A] saw that you moved on with somebody new /

In the [F#m] pub that we met he's got his arms around you /

It's har-[Bm]ar-ar-[D]ard /// So har-ar-ar-[D] ard ///

PRE-CHORUS

CHORUS 2

If the [F#m] whole world was watching I'd still dance with you /

Drive [D] highways and byways to [A] be there with you /

[A] Over and over the only truth /

[F#m] Everything comes [A] back to [D] you ///

You [F#m] still make me nervous when you walk in the room /

Them [D] butterflies / they come alive when [A] I'm next to you /

[A] Over and over, the only truth /

[F#m] Everything comes [A] back to [D] you ///

[F#m] Mmm- mm-[A] mm

BRIDGE

[F#m] And I know that it's [E] wrong

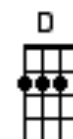
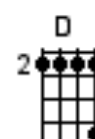
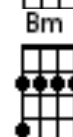
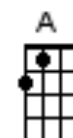
That I can't move [A] on

But there's something about [Bm] you-ou-ou-[D]ou Cause

CHORUS 2

[F#m] Every [D] thing comes [A] back to [C] you ///

[F#m] Mmm- [D] mm-[A] mm /// <[A]



**Try** (same key as original)

Colbie Caillat (2014)

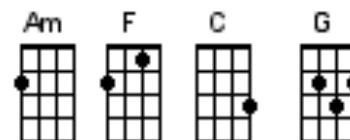
<https://www.youtube.com/watch?v=GXoZLPSw8U8> original

<https://www.youtube.com/watch?v=5pzfTmhMqeA> tutorial

Start Note C

Intro [Am] [F] [C] [G]

A - 3 - 3 | - 3 - 3 | - 3 - 3 | - - - 2 |  
E - - - - | x 4 1 - - - | x 4 - - - - | x 4 - 3 - - |  
C 0 - - - | - - - - | 0 - - - | 2 - 2 - |  
G - - 4 - | - - 4 - | - - 4 - | - - - - |



[Am] [F] [C] [G]

[Am] Put your make up on, get your nails done, curl your hair

[F] Run the extra mile, keep it slim so they like [C] you, do they like [G] you /// I

[Am] Get your sexy on, don't be shy girl, take it off,

[F] This is what you want, to belong so they like [C] you, do you like [G] you /// I

Strum

You don't have to [Am] try so hard, you don't have to [F] . give it all away

You just have to [C] get up, get up, get up, get up,

You don't have to [G] change a single thing

You don't have to [Am] try, try, try, tr-y-y, you don't have to [F] try, try, try, tr-y-y,

You don't have to [C] try, try, try, tr-y-y,, you don't have to [G] try,

You-ou-ou-ou-ou don't have to [Am] try, mm [F] [C] [G]

[Am] Get your shopping on, at the mall, max your credit cards

[F] You don't have to choose, buy it all, so they like [C] you, do they like [G] you

[Am] Wait a second, why, should you care what they think of you

[F] When you're all alone, by yourself, do you like [C] you, do you like [G] you

You don't have to [Am] try so hard, you don't have to [F] give it all away

You just have to [C] get up, get up, get up, get up,

You don't have to [G] change a single thing

You don't have to [Am] try so hard, you don't have to [F] . bend until you break

You just have to [C] get up, get up, get up, get up,

You don't have to [G] change a single thing

You don't have to [Am] try, try, try, tr-y-y, you don't have to [F] try, try, try, tr-y-y,

You don't have to [C] try, try, try, tr-y-y,, you don't have to [G] try,

You don't have to [Am] try, try, try, tr-y-y,, you don't have to [F] try, try, try, tr-y-y,

You don't have to [C] try, try, try, tr-y-y,, you don't have to [G] try,

You-ou-ou-ou-ou don't have to [Am] try, mm [F] [C] [G]

You don't have to [Am] try so hard, you don't have to [F] give it all away

You just have to [C] get up, get up, get up, get up,

You don't have to [G] change a single thing

You don't have to [Am] try, try, try, tr-y-y,, you don't have to [F] try, try, try, tr-y-y,

You don't have to [C] try, you don't have to <[G]> try XXX

[Am] Take your make up off, let your hair down, take a deep breath,

[F] Look into the mirror at yourself, don't you like [C] you, 'cause I like [G] you



# Wake Me Up (2 semitones higher than original)

Avicii (2013)

<https://www.youtube.com/watch?v=dYN23fUogiQ> original

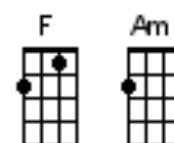
<https://www.youtube.com/watch?v=2jjTbd5bflA> tutorial

Start Note A

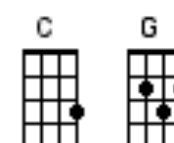
Intro [Am] D D-U D D [F] D D-U D D [C] D D-U D D [G] D-U-D D-U-D  
[Am] D D-U D D [F] D D-U D D [C] D D-U D D [G] D-U-D D-U-D

Verse - same strum as intro but 4th chord is different

[Am] Feeling my [F] way through the [C] darkness [C] //  
[Am] / Guided [F] by a beating [C] heart [C] //  
[Am] / I can't [F] tell where the journey will end ///  
[Am] / But I [F] know where it [C] starts [C] //  
[Am] / They tell me [F] I'm too young to [C] under-[C]stand /  
[Am] / They say I'm [F] caught up in a [C] dream [C] //  
[Am] / Well life will [F] pass me by if I [C] don't open [C] up my [Am] ey- ey e-es /  
Well that's [F] fine by [C] me [C] //



So wake me [Am] up when [F] it's all [C] over [G] /  
When I'm [Am] wiser [F] and I'm [C] older [G] /  
All this [Am] time I was [F] finding [C] myself [G]  
And I [Am] didn't [F] know I was [C] lost [G] //



So wake me [Am] up when [F] it's all [C] over [G] /  
When I'm [Am] wiser [F] and I'm [C] older [G] /  
All this [Am] time I was [F] finding [C] myself [G]  
And I [Am] didn't [F] know I was [C] lost [G] //

A 0-0 - 0-3-0 - 0 - 3-3 - 2-3-2-3 - 7-3 -  
E - - -3 - - - 3 -3 - - - - - - - - - x 8  
C - - - - - - - - - - - - - - - -  
G - - - - - - - - - - - - - - - -

[Dm] [F] [C] [G]  
[Am] / I tried [F] carrying the [C] weight of the world [C] //  
[Am] / But I [F] only have two [C] hands [C] //  
[Am] / Hope I [F] get the chance to [C] travel the world [C] //  
[Am] / But I [F] don't have any [C] plans [C] //  
[Am] / wish [F] that I could [C] stay forever this young [C] //  
[Am] / Not [F] afraid to close my [C] eyes [C] //  
[Am] / Life's a [F] game made for [C] ever- y- [Am] one //  
And [F] love is the [C] prize [C] //

So wake me [Am] up when [F] it's all [C] over [G] /  
When I'm [Am] wiser [F] and I'm [C] older [G] /  
All this [Am] time I was [F] finding [C] myself [G]  
And I [Am] didn't [F] know I was [C] lost [G] //

So wake me [Am] up when [F] it's all [C] over [G] /  
When I'm [Am] wiser [F] and I'm [C] older [G] /  
All this [Am] time I was [F] finding [C] myself [G]  
And I [Am] didn't [F] know I was [C] lost [G] //

A 0-0 - 0-3-0 - 0 - 3-3 - 2-3-2-3 - 7-3 -  
E - - -3 - - - 3 -3 - - - - - - - - - x 8  
C - - - - - - - - - - - - - - - -  
G - - - - - - - - - - - - - - - -

[Dm] [F] [C] [G]

# Waterfall (1 semitone higher than original)

Stone Roses (1989)

<https://www.youtube.com/watch?v=7NrLBlw9WZE> original

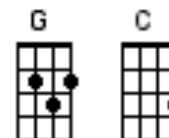
<https://www.youtube.com/watch?v=zjySfSUcbzE> tutorial

Start Note D

Intro - just the 4 bars of G Verse 4 bars of G then the next line

Barre C E and A on 7th fret

A - 10 - - - - - | 10 - - - - - | 10 - - - - - | 10 - - - - - |  
E - - 10 - 88-7-8 | - - 10 - 88-7-8 | - - 10 - 88-7-8 | - - 10 - 88-7-8 |  
C - - - - - - - | - - - - - - - | - - - - - - - | - - - - - - - |  
G 0 - - -0 - - - | 0 - - -0 - - - | 0 - - -0 - - - | 0 - - -0 - - - |



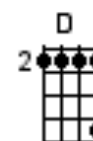
[G] [G] [G] [G]

A - | - 10 - - - | 10 - - - | - - - - - | - - - - - | 10 - - - | - 10 - - | - - - | 0-00  
E 7-|-8 - - - 8-|7 - - - 7-|5 - - - - | - - - - -7|-8- - - - 8- |7 - - - 7 |5- - - | 2-22  
C - | - - - - - | - - - - - | - - - - - | - - - - - | - - - - - | - - - - - | 2-22  
G - | - - - - - | - - - - - | - - - - - | - - - - - | - - - - - | - - - - - | 2-22

[C] [G] [Am] [C] [G] [Am] [D]

Barre C E and A on 7th fret

A - 10 - 10- - 10- - 10-| 10 - 10- -10- -10-10-10-10  
E 8 - 8-7 - 8- - 8 - - -8|8 -8-7- -8- - 8 - 8- 8- 8-8  
C - - - - - -9- - 9 - - -| - - - - - 9 - -9- 9- 9- 9-9  
G - - - - - - - - - - - - - - -0- 0- 0- 0-0



OR Play 2 bars of the G riff, every time 2 G bars are repeated throughout the song

[G] Chimes /// | / sing Sunday [G] morn /// | ///  
To-[G] day's /// | / the day she's [G] sworn /// | ///  
To [C] steal / what she [G] nev- / er could [Am] own /// | ///  
And [C] race / from this [G] hole / she calls [Am] home <[D]> <[D]> <[D]> [G] /// [G] ///

[G] Now /// | / you're at the [G] wheel /// | ///  
Tell me [G] how /// | / how does it [G] feel /// | ///  
So [C] good / to have [G] e- / equa-[Am] lised /// | ///  
To [C] lift / up the [G] lids / of your [Am] eyes <[D]> <[D]> <[D]> [G] /// [G] ///



As the [G] miles /// | / they disa-[G] ppear /// | ///  
See [G] land /// | / begin to [G] clear /// | ///  
[C] Free / from the [G] filth / and the [Am] scum /// | ///  
This A- [C]merican [G] sa- / tellite's [Am] won <[D]> <[D]> <[D]> [G] /// [G] ///



[C] She'll / carry [G] on / through it [Am] all /// | / She's a water-[G] fall /// [G]  
[C] She'll / carry [G] on / through it [Am] all /// | / She's a water-[G] fall /// [G]

[G] See /// | / the steeple [G] pine /// | ///  
The [G] hills /// | / as old as [G] time /// | ///  
[C] Soon / to be [G] put / to the [Am] test /// | ///  
To be [C] whipped / by the [G] winds / of the [Am] west <[D]><[D]><[D]>[G] /// [G] ///

[G] Stands /// | / on shifting [G] sands /// | ///  
The [G] scales /// | / held in her [G] hands /// | ///  
The [C] wind / it just [G] whips / her and [Am] wails /// | ///  
And [C] fills / up her [G] brig- / antine [Am] sails <[D]><[D]><[D]>[G] /// [G] ///

[C] She'll / carry [G] on / through it [Am] all /// | / She's a water-[G] fall /// [G]  
[C] She'll / carry [G] on / through it [Am] all /// | / She's a water-[G] fall /// [G]  
[G] /// | [G] /// | <[G]>

# Weather with You (same key as original)

Crowded House (1991)

<https://www.youtube.com/watch?v=ag8XcMG1EX4> original

Start Note A

Intro

A 7 - 77- 777 | 7 - 77-77910 | 7 - 77-75254- | 0-2- - - - - - |  
 E - - - - - | - - - - - | - - - - - | - - - 3 - 0 - - 0 |  
 C - - - - - | - - - - - | - - - - - | - - - - - 2 - |  
 G - - - - - | - - - - - | - - - - - | - - - - - - - - |

Intro and Instrumental

A 2-2 - 2-2 - 2-2- 2-2- 2 - 2 - | 2-2 - 2-2 - 2-2- 2-2- 2 - 2 - | 2 - 2-2 - 0  
 E 0-0 - 0-0 - 0-0- 0-0- 2 - 3 - | 0-0 - 0-0 - 0-0- 0-0- 2 - 3 - | 2 - 1-0 - 0  
 C 2-2 - 2-2 - 2-2- 2-2- 2 - 2 - | 2-2 - 2-2 - 2-2- 2-2- 2 - 2 - | 2 - 2-2 - 1  
 G - - - - - - - - - - - - - | - - - - - - - - - - - - - | 0 - 0-0 - 0

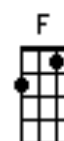
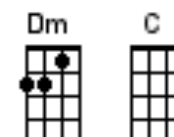
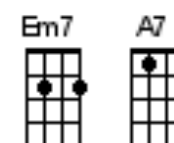
or Strum D D D udud dudu [Em7] [A7] [Em7] [A7] [Em7] [A7] [Em7] [A7]

Walking round the [Em7] room singing Stormy [A7] Weather /

At fifty [Em7] seven Mount Pleasant [A7] Street //

But it's the same [Em7] room but everything's [A7] different /

You can fight the [Em7] sleep but not the [A7] dream ///



[Dm] / Things ain't [C] cooking [Dm] / in my [C] kitchen

[Dm] / Strange af-[C] fliction wash [F] o- / -ver me /

[Dm] / Julius [C] Caesar [Dm] / the Roman [C] Empire

[Dm] / Couldn't [C] conquer / the [F] blue / sky-[G]-y /// [Em7] [A7] [Em7] [A7]

Everywhere you [A7sus4] go / always take the [D] weather with you /

Everywhere you [A7sus4] go / always take the [D] weather //

Everywhere you [A7sus4] go / always take the [G] weather with you /

Everywhere you [A7sus4] go / always take the [G] weather / The [A7sus4] weather with you

A 2-2 - 2-2 - 2-2- 2-2- 2 - 2 - | 2-2 - 2-2 - 2-2- 2-2- 2 - 2 - | 2 - 2-2 - 0  
 E 0-0 - 0-0 - 0-0- 0-0- 2 - 3 - | 0-0 - 0-0 - 0-0- 0-0- 2 - 3 - | 2 - 1-0 - 0  
 C 2-2 - 2-2 - 2-2- 2-2- 2 - 2 - | 2-2 - 2-2 - 2-2- 2-2- 2 - 2 - | 2 - 2-2 - 1  
 G - - - - - - - - - - - - - | - - - - - - - - - - - - - | 0 - 0-0 - 0

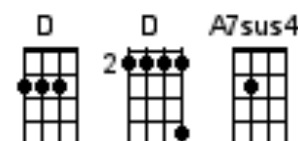
or [Em7] [A7] [Em7] [A7] [Em7] [A7] [Em7] [A7]

There's a [Em7] small boat made of [A7] china /

It's going [Em7] nowhere on the mantle [A7] piece ///

Do I lie [Em7] lie like a lounge room [A7] lizard /

Or do I [Em7] sing like a bird re-[A7] leased //



Everywhere you [A7sus4] go / always take the [D] weather with you /

Everywhere you [A7sus4] go / always take the [D] weather //

Everywhere you [A7sus4] go / always take the [G] weather with you /

Everywhere you [A7sus4] go / always take the [G] weather / The [A7sus4] weather with you

A 2-2 - 2-2 - 2-2- 2-2- 2 - 2 - | 2-2 - 2-2 - 2-2- 2-2- 2 - 2 - | 2 - 2-2 - 0  
 E 0-0 - 0-0 - 0-0- 0-0- 2 - 3 - | 0-0 - 0-0 - 0-0- 0-0- 2 - 3 - | 2 - 1-0 - 0  
 C 2-2 - 2-2 - 2-2- 2-2- 2 - 2 - | 2-2 - 2-2 - 2-2- 2-2- 2 - 2 - | 2 - 2-2 - 1  
 G - - - - - - - - - - - - - | - - - - - - - - - - - - - | 0 - 0-0 - 0

or [Em7] [A7] [Em7] [A7] [Em7] [A7] [Em7] [A7]

Everywhere you [A7sus4] go / always take the [D] weather with you /

Everywhere you [A7sus4] go / always take the [D] weather //

Everywhere you [A7sus4] go / always take the [G] weather with you /

Everywhere you [A7sus4] go / always take the [G] weather / The [A7sus4] weather with you

# What's Up

4 Non Blondes

<https://www.youtube.com/watch?v=6NXnxTNIWkc>

[A] [Bm] [D] [A] x 2 - 1st time alone 2nd time with Riff

Riff (plays over 2nd half of intro and verses)

A 7 - 7-7 - 7-0 - - 0-0 - - - 0 - - - - - 0 - - 0-5-4-2 - 0 - - - - -  
 E - - - - - - - - - - 2 0-2 - - 0-2-0-2 - - - - - - - - 0 - 2-0-2 - -  
 C - 1 -  
 G -

Start Note C#

VERSE Ddu Ddu dudududu

[A] / 25 years of my life and still /

[Bm] tryin' to get up that great big hill of [D] hope /// I

/ for a destin-[A]ation /// [A]

I [A] realised quickly when I knew I should,

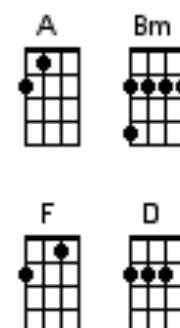
That the [Bm] world was made up of this brother-hood of [D] man /// I /

for whatever that [A] means /// [A]

And so I [A] cry sometimes, when I'm lying in bed

Just to [Bm] get it all out, what's in my head, then I /

[D] I am feeling // a little peculiar-[A]iar /// I ///



And so I [A] wake in the morning, and I step outside

And I [Bm] take a deep breath, and I get real high, and I

[D] / Scream from the top of my lungs, "What's going [A] on?" /// I /

And I say [A] "Hey / yeah / yeah- / ay-hay, [Bm] hey / yeah / yeah." //

I said, [D] "Hey /// I / what's going [A] on?" /// I /

And I say [A] "Hey / yeah / yeah / ay-hay, [Bm] hey / yeah / yeah" //

I said, [D] "Hey /// I / what's going [A] on?" /// [A]

[A] / OO /// I /// Oo / [Bm] / OO / oo-oo-oo-oo-oo-oo

[D] / OO / -oo-oo-oo-oo-oo-oo [A] oo /// [A] x 2

And I [A] try /// oh my God, do I [Bm] try /// I / I try all the [D] ti-i-ime ///

/ in this instit-[A]ution /// [A]

And I [A] pray /// oh my God, do I [Bm] pray /// I / I pray every single [D] da-a-ay ///

/ For a revo-[A]lution /// [A] ///

And so I [A] cry sometimes, when I'm lying in bed just to [Bm] get it all out,

What's in my head, then I / [D] I am feeling / a little peculiar-[A]iar //

And so I [A] wake in the morning, and I step outside /

And I [Bm] take a deep breath, and I get real high, and I

[D] / Scream from the top of my lungs, "What's going [A] on?" /// I /

And I say [A] "Hey / yeah / yeah- / ay-hay, [Bm] hey / yeah / yeah." //

I said, [D] "Hey /// I / what's going [A] on?" /// I /

And I say [A] "Hey / yeah / yeah / ay-hay, [Bm] hey / yeah / yeah" //

I said, [D] "Hey /// I / what's going [A] on?" /// [A]

[A] / OO /// I /// Oo / [Bm] / OO-oo-oo-oo-oo-oo-oo

[D] / OO-oo-oo-oo-oo-oo-oo [A] oo /// [A] x 2

(Slowing) [A] / 25 years of my life and still /

[Bm] tryin' to get up that great big hill of [D] hope /// I / for a destin-~~[A]~~ ation

# Yellow (1 semitone higher than original)

Coldplay (2000)

<https://www.youtube.com/watch?v=PT28a4Cn0Ms>

tutorial

Start Note E

<https://www.youtube.com/watch?v=yKNxeF4KMsY>

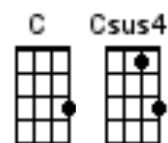
original

Strum 12345678&

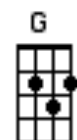
[C] DDDD DDDdu [Csus4] DDDD DDDdu [G] DDDD DDDdu [Gsus4] DDDD DDDdu

[F] DDDD DDDdu [F] DDDD DDDdu [C] udd dddu [Csus4] udd dddu

A 7-7-5-7 | 7-7-5-7- 10 | 5 - 3-5-3-5 - 10 - 3 | -3-3-3-3-3-0 - 7 |  
E - - - - | - - - - - - | - - - - - - - - - - | - - - - - - -3 - |  
C - - - - | - - - - - - | - - - - - - - - - - | - - - - - - - - - |  
G - - - - | - - - - - - | - - - - - - - - - - | - - - - - - - - - |  
[C] [G] [F] [C]



A - 0- | - - - - - | - 0- | - - - - - | - 0- | - - - - - | - - - - - |  
E - -3 | - - 3-3-0-0 | - -3 | - - 3-3-0-0 | - -3 | - - 3-3-0-0 | - - 3-3-0-0 |  
C 0 - - | 0-0 - - - | 0 - - | 0-0 - - - | 0 - - | 0-0 - - - | 0-0 - - - |  
G - - - | - - - - - | - - - | - - - - - | - - - | - - - - - | - - - - - |  
[F][Am] [G] [F][Am] [G] [F][Am] [G]

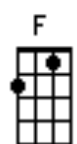


[C] / Look at the stars // look how they shine for / [G] you /// / /

And everything you [F] do /// / / Yeah they were all yell-[C]ow

[C] / I came along // I wrote a song for / [G] you /// / /

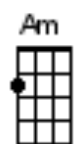
And all the things you [F] do /// / / And it was called yell- [C]ow ///



[C] / So then I took my [G] turn /// / /

Oh what a thing to've [F] done /// / /

And it was all yell[C]ow /// -[Csus4] /// -[C] //



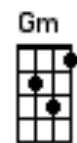
[F] / Your sk-/ [Am]-in, oh yeah your [G] skin and bones /

[F] / Turn i- / [Am]-in to something [G] beautiful /

[F] / And you kno-/ [Am]-ow you know I [G] love you so -[C] o ///

[Am] / You know I [G] love you so- / [C] o /// / / / / /

[G] /// / / / / / [F] /// / / / / / [C] /// / / / / /



[C] / I swam across // I jumped across for [G] you /// / /

Oh all the things you [F] do // Cause you were all / yell-ow /// [C]

[C] / I drew a line // I drew a line for [G] you /// / /

Oh what a thing to do [F] // And it was all yell-ow /// [C]-[Csus4]-[C]

[F] / Your sk-/ [Am]-in, oh yeah your [G] skin and bones /

[F] / Turn i- / [Am]-in to something [G] beautiful /

[F] / And you kno-/ [Am]-ow for you I'd [G] bleed myself <[F]> dry ///

For you I'd bleed myself [C] dry /// / / / / /

[G] /// / / / / / [F] /// / / / / / [C] /// / / / / /

It's tru / - ue /

Look how they shine for [G] you-/ ou /

Look how they shine for [F] you-/ ou / Look how they shine for [C]

Look how they shine for [G] you-/ ou /

Look how they shine for [F] you-/ ou / Look how they shine [C]

Look at the stars, Look how they shine for [Gm] you

And all the things that you /// [F] do [C]

# You and Me (same key as original)

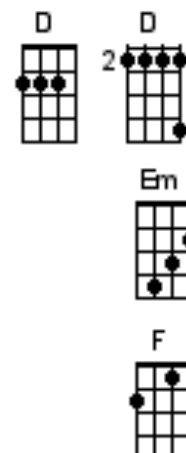
The Wannadies (1994)

<https://www.youtube.com/watch?v=oJOQn7PeE00> original

Start Note A

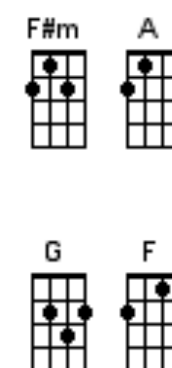
Strum D u D u D D D D

[D] Always when we [Em] fight // I try to make you [F#m] laugh //  
 Til everything's for-[G]gotten // I [D] know you [F#m] hate that <[F#m]>  
 [D] Ba badada ba ba ba bow // Ba bada [A] ba ba [F#m] ba bow  
 [D] Always when we [Em] fight [G] Kiss you once or [F#m] twice  
 [F] and everything's for-[Em]gotten.  
 I [G] know you hate [D] that /// [F] I love you [Em] Sunday song ///  
 The week's not yet be-[F#m]gun // and everything is qui-[G]et  
 And it's always [D] you // and [Em] me // al-[F#m]ways /// and for-[G]ever  
 [D] You // and [Em] me // al-[F#m]ways /// and for-[G]ever  
 [A] Ba // ba [G] ba // ba [A] Ba // it was always  
 [D] you // and [Em] me // al-[F#m]ways /// <[G]>



[D] You tell me I'm a [Em] real / man, try to look im-[F#m]pressed //  
 Not very con-[G]vincing but you [D] know I [F#m] love it ///  
 [D] Now we watch T [Em] V // til we fall a- [F#m]sleep /// not very [D]ex-[Em]citing //  
 [G] But it's you [D] and me // and [Em] we'll // al-[F#m] ways /// [G] be to-  
 gether

[D] You // and [Em] me // al-[F#m]ways /// and for-[G]ever  
 [A] Ba // ba [G] ba // ba [A] Ba // it was always  
 [D] You // and [Em] me // al-[F#m]ways /// and for-[G]ever  
 [D] You // and [Em] me // al-[F#m]ways /// and for-[G]ever  
 [A] Ba // ba [G] ba // ba [A] Ba // it was always  
 [D] You // and [Em] me // al-[F#m]ways /// and for-[G]ever  
 [D] You // and [Em] me // al-[F#m]ways /// and for-[G]ever  
 [A] Ba // ba [G] ba // ba [A] Ba // it was always  
 [D] you // and [Em] me // al-[F#m]ways /// [G] [F#m] [G]





# You've got a friend in me (same key as original)

Randy Newman (1995)

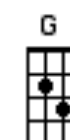
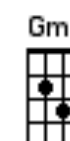
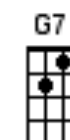
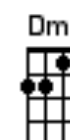
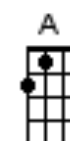
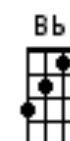
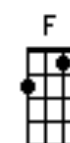
<https://www.youtube.com/watch?v=LKTU4AarZ7A> original

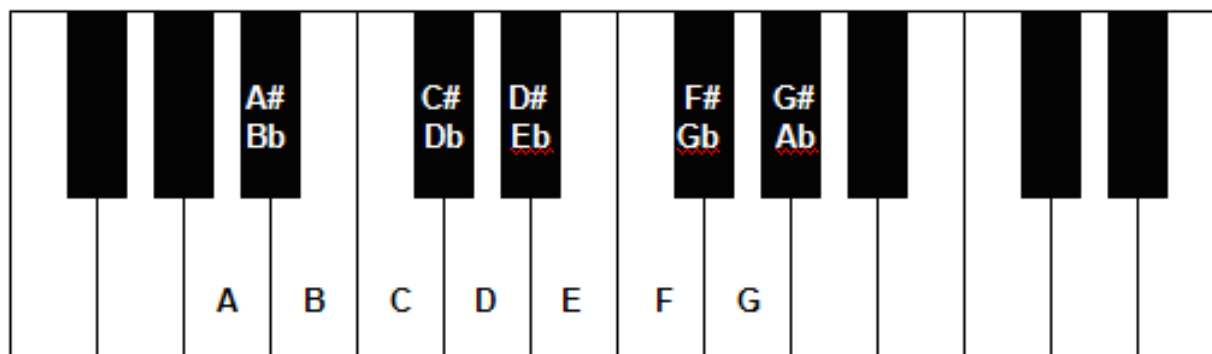
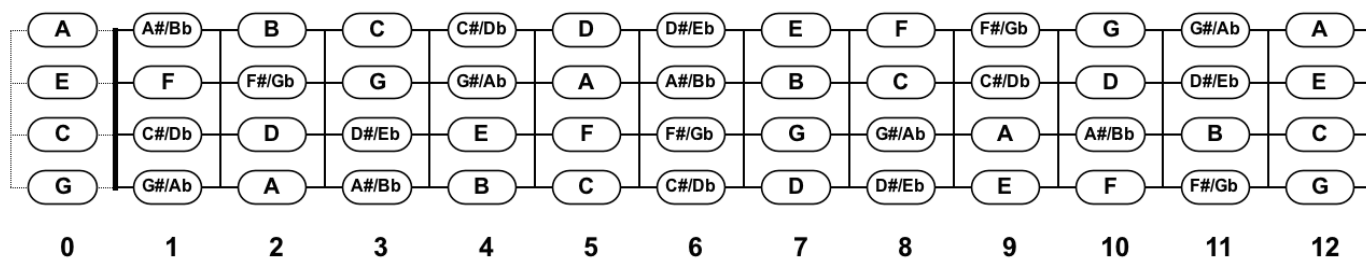
Start Note A

[F] You've got a [C] friend in [F] me  
 [Bb] You've got a friend in [F] me  
 [Bb] When the [F] road looks [A] rough [Dm] ahead  
 And you're [Bb] miles and [F] miles from your nice [A] warm [Dm] bed [A]  
 [Bb] You just re-[F] member what your [A] old pal [Dm] said  
 Boy [G7] You've got a [C] friend in [F] me  
 [D] Yeah [G7] You've got a [C] friend in [F] me [Dm] [D] [F] [C]

[F] You've got a [C] friend in [F] me  
 [Bb] You've got a friend in [F] me  
 [Bb] You got [F] troubles [A] and I got them [Dm] too  
 [Bb] There isn't any-[F] thing I [A] wouldn't do for [Dm] you  
 [Bb] We stick to-[F] gether we can [A] see it [Dm] through  
 'Cause [G7] You've got a [C] friend in [F] me  
 [G7] You've got a [C] friend in [F] me

[Bb] Some other folks might be a [E] little bit smarter than me  
 [F] Bigger and [E] stronger [F] too, maybe  
 [E] But none of [F] them will [G] ever [E] love you the [Am] way I [D] do  
 It's [Gm] me and [C] you boy [F] and as the years [C] go [F] by  
 Our [Bb] friendship will never [F] die  
 [Bb] You're gonna see it's our [F] de-[A] stin-[Dm] y  
 [G7] You've got a [C] friend in [F] me  
 [D] Yeah [G7] You've got a [C] friend in [F] me [Dm] [D] [F] [C]





Website: [www.ukeboxglory.wix.com/ukeboxglory](http://www.ukeboxglory.wix.com/ukeboxglory)

Facebook: Uke Box Glory

